

Fiber Coupled Tunable Laser VCSEL-1550nm

(10nm tuning range, linewidth 300MHz, 100kHz tuning speed, 8.5GHz modulation rate)



DATASHEET

BUY NOW



Features

- 10 nm Wavelength Tuning Range
- 0.6 mW CW Single Mode Output
- Isolator Integrated
- Mode Hopping Free Tuning
- 100 kHz Fast Wavelength Scan
- TEC Cooler Integrated
- SM and PM Fiber-Coupled
- 10 Gb/s Direct Modulation

Applications

- Sensor Systems
- OTC
- LIDAR
- Instrument
- Communications

The TVCS series of fiber-coupled tunable lasers integrates an electrically movable MEMS mirror with a Vertical Cavity Surface Emitting Laser (VCSEL), offering a cost-effective single-mode laser source with fast emitting wavelength tuning capability. The wavelength sweep is mode hopping-free. The compact tunable laser integrated an optical isolator and a TEC cooler for stable operation. It is available with single-mode fiber, polarization-maintaining fiber, and multimode fiber. The device is ESD-sensitive and requires mounting on a heat sink. We provide a driver that provides stable laser output power and 100kHz fast wavelength sweep as well as digital laser modulation up to 1G.

We offer higher output optical power up to 1W in bot SM and PM by integrated with an EDFA which also provide output intensity stability via a precision feedback control loop.

Specifications

Parameter	Min	Typical	Max	Unit
Center Wavelength	1525	1550	1575	nm
Wavelength Tuning Rang	± 4	± 5	± 5	nm
Tuning Speed	0		200	kHz
Modulation Bandwidth (S21)	DC		8.5	GHz
Spectral Width (-3dB FWHM, CW)			300	MHz
Side-Mode Suppression Ratio (SMSR)	30	40		dB
Polarization Extinction Ratio (PM Fiber)	20		25	dB
Relative Intensity Noise (RIN)			-128	dB/Hz
Output Optical Power *	0.4	0.7	2	mW
Electrical Return Loss (S22)		-5		dB
RF Input Impedance		50		Ω
Laser Threshold Current		7		mA
Laser Operation Current		18	25	mA
Laser Revere Voltage		3		V
Wavelength Tuning Current		100		μA
Wavelength Tuning Voltage			13	V
TEC Voltage		0.35	1.5	V
TEC Current		0.05	0.55	A
TEC Operating temperature	5		35	°C
Thermistor Resistance		10		kΩ
Operating Temperature	-25		65	°C
Storage Temperature	-45		85	°C

* Higher power is available with integrated optical amplifier



CAUTION: Device is highly sensitive to electrostatic discharge. Solder temperature <350°C <10 seconds

Legal notices: All product information is believed to be accurate and is subject to change without notice. Information contained herein shall legally bind Agiltron only if it is specifically incorporated into the terms and conditions of a sales agreement. Some specific combinations of options may not be available. The user assumes all risks and liability whatsoever in connection with the use of a product or its application.

Rev 04/04/24

© Photonwares Corporation

+1 781-935-1200

sales@photonwares.com

www.agiltron.com

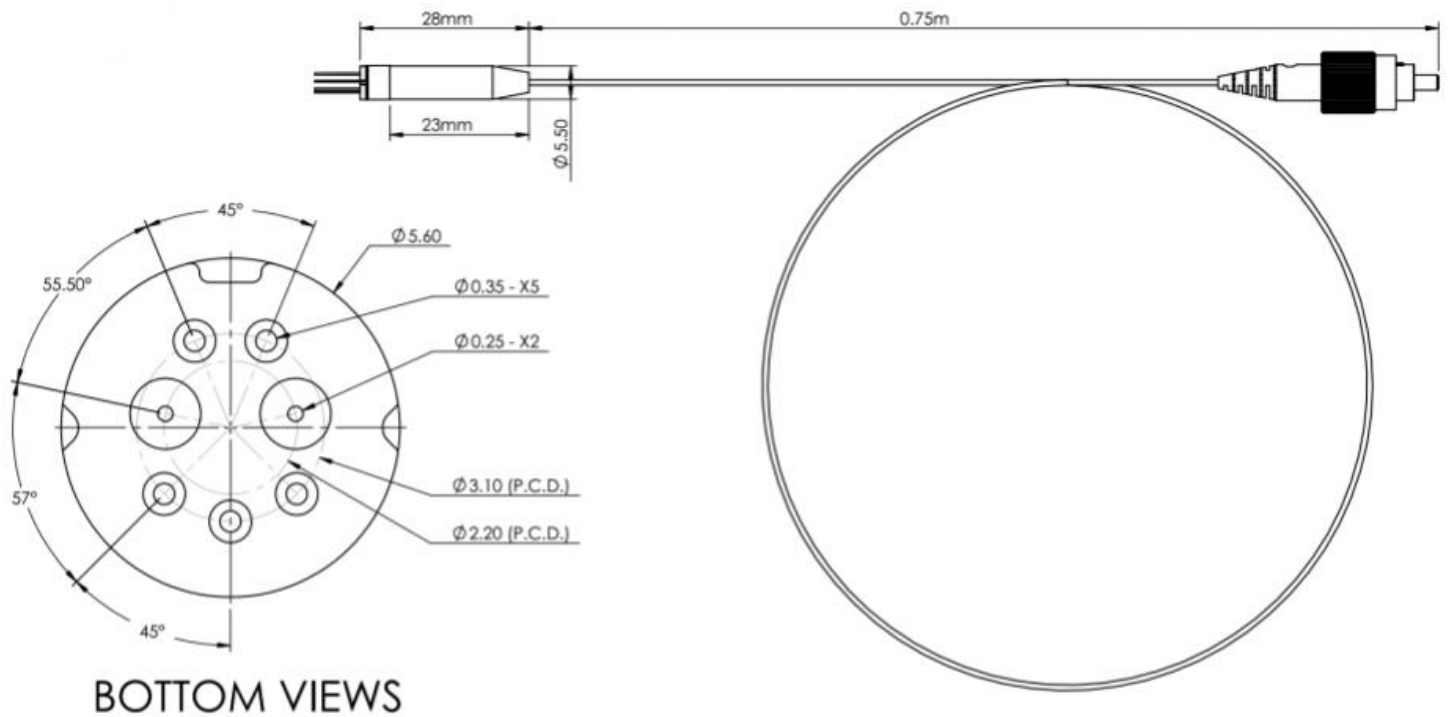
Information contained herein is deemed to be reliable and accurate as of the issue date. Photonwares reserves the right to change the design or specifications at any time without notice. Agiltron is a registered trademark of Photonwares Corporation in the U.S. and other countries.

Fiber Coupled Tunable Laser VCSEL

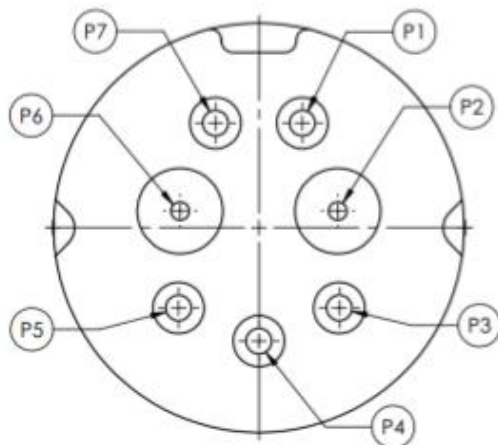
(1550nm, 10nm tuning range, linewidth 300MHz, 100kHz tuning speed, 8.5GHz modulation rate)

DATASHEET

Mechanical Dimensions (mm)



Electrical Connection



PIN NO.	ASSIGNMENT
P1	TEC +
P2	LD -
P3	TUNING Vt +
P4	THERMISTOR -
P5	THERMISTOR +
P6	LD + / TUNING Vt -
P7	TEC -

*Product dimensions may change without notice. This is sometimes required for non-standard specifications.

Fiber Coupled Tunable Laser VCSEL



(1550nm, 10nm tuning range, linewidth 300MHz, 100kHz tuning speed, 8.5GHz modulation rate)

DATASHEET

Ordering Information

Prefix	Wavelength	Configure	Optical Power	Driver	Fiber Type	Fiber Cover	Fiber Length	Connector
TVSE-	1060nm = 60 1550nm = 50 1540nm = 54 1558nm = 58 1566 nm = 66 Special = 0	Standard = 1 Special = 0	Standard = 1 10mW = 2 100mW = 3 500mW = 5 1W = 9 Special = 0	No = 0 Yes = 1	SM28 = 1 PM1550 = 2 50/125 = 3 62.5/125 = 4 105/125 = 5 Hi1060 = 7 PM980 = 9 Special = 0	0.9mm tube = 3 Special = 0	1m = 1 Special = 0	FC/APC = 3 FC/PC = 2 SC/PC = 4 SC/APC = 5 ST/PC = 6 LC/PC = 7 LC/APC = A LC/UPC = U Special = 0

Marked in red on special order

Application Notes

Fiber Core Alignment

Note that the minimum attenuation for these devices depends on excellent core-to-core alignment when the connectors are mated. This is crucial for shorter wavelengths with smaller fiber core diameters that can increase the loss of many decibels above the specification if they are not perfectly aligned. Different vendors' connectors may not mate well with each other, especially for angled APC.

Fiber Cleanliness

Fibers with smaller core diameters (<5 μm) must be kept extremely clean, contamination at fiber-fiber interfaces, combined with the high optical power density, can lead to significant optical damage. This type of damage usually requires re-polishing or replacement of the connector.

Maximum Optical Input Power

Due to their small fiber core diameters for short wavelength and high photon energies, the damage thresholds for device is substantially reduced than the common 1550nm fiber. To avoid damage to the exposed fiber end faces and internal components, the optical input power should never exceed 20 mW for wavelengths shorter 650nm. We produce a special version to increase the how handling by expanding the core side at the fiber ends.

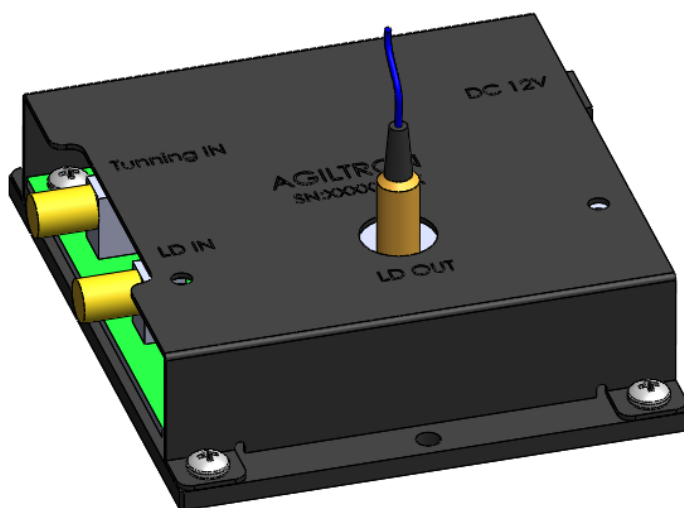
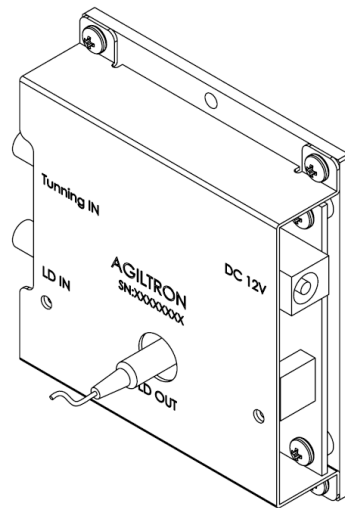
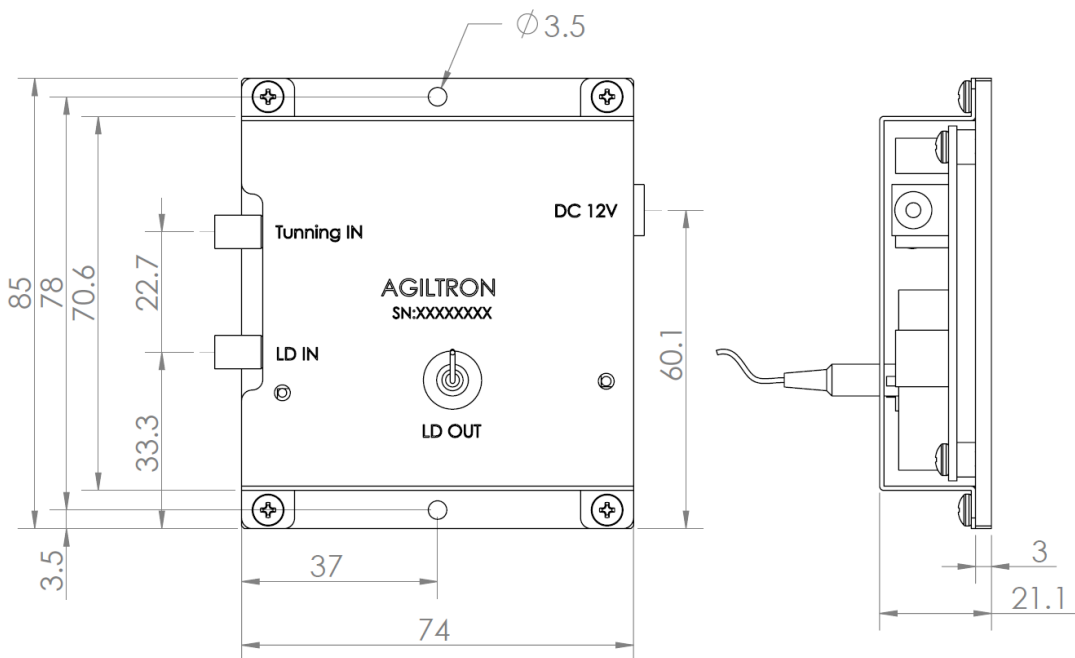
Fiber Coupled Tunable Laser VCSEL

(1550nm, 10nm tuning range, linewidth 300MHz, 100kHz tuning speed, 8.5GHz modulation rate)

DATASHEET

Driver – Mechanical Dimensions (mm)

- TEC Cooling – with temperature setting
- Laser Current Control – constant current that is settable
- Constant Output Power Control – add an external tap detector to perform feedback
- 100 kHz Fast Wavelength Scan – with a USB GUI
- TEC Cooler Integrated
- 1 Gb/s direct laser modulation



Fiber Coupled Tunable Laser VCSEL



(1550nm, 10nm tuning range, linewidth 300MHz, 100kHz tuning speed, 8.5GHz modulation rate)

DATASHEET

Driver Operation Manual

The TVCS driver contains a low noise laser driver with modulation speed up to 200MHz, a TEC laser chip cooler, and a MEMS wavelength tuning circuitry.

Operation Instruction

1. **Power Up** – Plug in the accompanied wall pluggable DC 12V having connector size 5.5 x 2.1mm.
2. **Laser Diode Power Control** – Applying 0-5v control signal into the SMA connector marked (**LD IN**). Do not input a negative voltage.
3. **Tune Output Wavelength** – Applying 0-5v control signal into the SMA connector marked (**TUNING IN**). Do not input a negative voltage.
4. **Laser Output** – LD OUT: FC/APC connector