

# WSM-160 Flat-Top Tunable Filter Wavelength and Bandwidth Selection

**YENISTA** proposes a manual version of the high performance WSA-160 flat-top tunable filter. This instrument re-uses the WSA-160 optical scheme providing a large wavelength tuning range of 155 nm as well as a bandwidth tunable from 0.25 nm to more than 60 nm.

This will be the ideal tool for optical laboratories that are looking for a low-cost solution without any compromise on optical specifications.

Manual tuning of wavelength and bandwidth are done through high resolution micrometer actuators easily accessible from the instrument's sides.

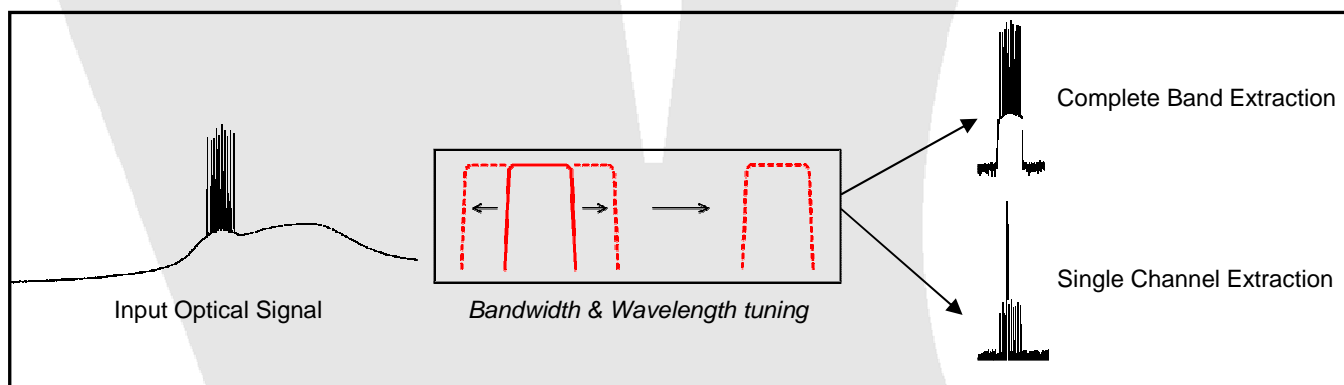


Fig.1 WSM-160 application

## Key Parameters

### •Clean Channel Extraction : Low Loss, High Rejection Ratio, Flat-top and Low Dispersion.

WSM-160's optical filtering cavity based on diffraction gratings prevents any corruption of the data. The relatively sharp edges ensures a clean cut between the signal and the adjacent channels or noise, while the flat top shape ensures data integrity. WSM-160 also has negligible chromatic and polarization mode dispersion parameters.

### •155 nm Wavelength Range to adapt to any set-up.

WSM-160 operates from 1495 to 1650 nm in one single instrument. The optical cavity has been optimized for the range 1515 to 1635 nm.

### •Variable Bandwidth: continuous adjustment from 0,25 nm up to record 60 nm (80nm typ.)!

The smallest bandwidth perfectly suits 50 GHz network requirement and the highest bandwidth open new doors in amplification studies or complete band extraction.

The continuous adjustment of the bandwidth ensures a perfect match with any modulation rate and format.

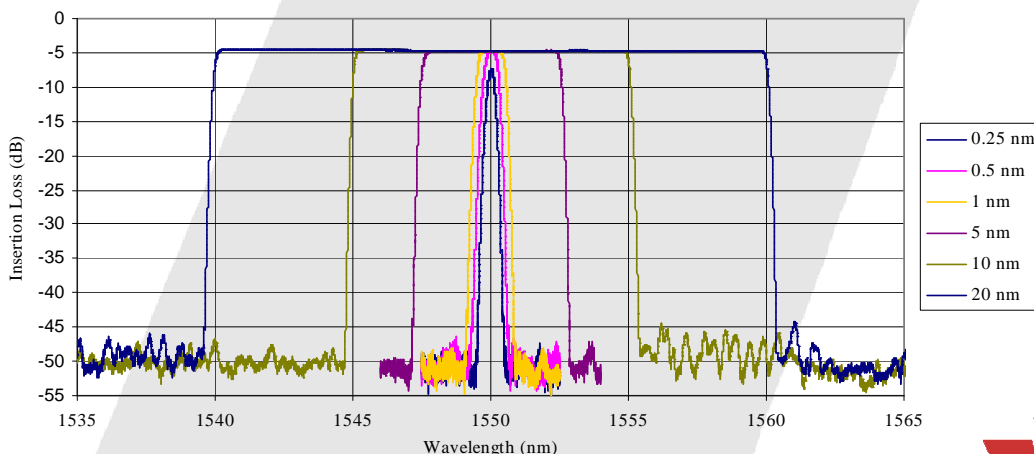


Fig. 2 Filter Shape for various FWHM from 0,25 to 20nm

All information and specifications are subject to change without notice

**Yenista**  
**OPTICS**

January 2010

## Filter Specifications

<b>Optical Specifications</b>	Available Tuning range *1	1495-1650nm
	Optimized Wavelength range *1	1515-1635 nm
	Optimized Central Wavelength Tuning Range *1	>120 nm
	Insertion loss *2	< 6 dB ( <5 dB typ.)
	Insertion Loss Uniformity *2	0,25dB typ.
	Polarization dependent loss *2	<0.5 dB (0,25 dB typ.)
	Return Loss	45 dB
	Maximum Input Power (CW)	0.5 W (+27 dBm)
<b>Filter Shape Specifications</b>	FWHM (-3dB bandwidth)	From 0.25 to 60 nm (80nm typ.)
	-20dB bandwidth	0.7 nm for FWHM=0,25 10.5 nm for FWHM=10nm 60.6 nm for FWHM=60nm
	Flatness *2, 3	0.3 dB typ.
	Out-band suppression (Crosstalk) *2, 4	> 40 dB ( 45 dB typ.)
<b>Interface</b>	Optical connector	FC-UPC on SMF fiber
	Manual actuators for Wavelength and FWHM tuning	High resolution micrometer
<b>General Specifications</b>	Dimensions (W x H x D)	224 x 133 x 185 mm <sup>3</sup>
	Weight	2.2 kg

\*1: The Central wavelength could be tuned from 1495 to 1650 nm; however the optical cavity has been optimized to be used in 1515 to 1635 nm wavelength range. Out of this nominal range, flatness and insertion loss might be degraded.

\*2: For FWHM >0,5 nm ; in C band.

\*3: On a centered bandwidth BW = FWHM-400 pm, and for 0.5 nm < FWHM < 10 nm

\*4: Measured 1 nm away from the -3 dB points.

## Applications

**One Single Manual Filter for all applications, a must-have for optical laboratories :**

- Noise filtering with >40dB rejection ratio.
- Channel Extraction from DWDM signal, down to 50GHz spacing.
- Channel extraction from CWDM signal.
- Complete band extraction (up to 80nm).
- Amplification band studies.
- Emulation of cascaded OADM/OXC.
- Optical Pulse shaping.
- Modulation studies.

## Other Filter Characteristics

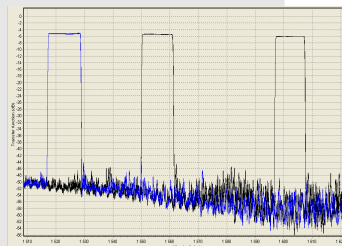


Fig. 3 FWHM=10 nm  
@ 1520/1555/1600 nm

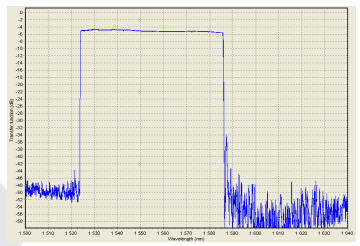


Fig.4 FWHM=60 nm  
@ 1555 nm



Fig. 5 Repeatable tuning through manual high resolution micrometer actuator.

### Ordering Information

**WSM-160**

### Contact Information

Customized version are available: cut-band version, Polarisation Maintening version, other wavelength range...etc.

We are happy to discuss your optical filter requirements, please contact YENISTA OPTICS at [sales@yenista.com](mailto:sales@yenista.com)

All information and specifications are subject to change without notice

YENISTA OPTICS  
BP 80429, 4 rue Louis de Broglie  
22304 Lannion, France  
Phone: +33 296 483 719  
Fax: + 33 296 487 304  
[www.yenista.com](http://www.yenista.com)

**Yenista**  
OPTICS

January 2010