

PD-23-M



DEVICE

23 GHz Photodiode Module

OVERVIEW

The Optilab PD-23-M is a 23 GHz photodiode module designed for RF over Fiber, antenna remoting, and broadband RF transmission applications using single mode optical. The PD-23-M can accept input power of up to 35 mW. The PD-23-M utilizes a high input power, low distortion PIN photodiode that provides optical to RF conversion out to the frequency range beyond 20 GHz. This compact, cost-effective receiver module can provide users with status monitoring through the use of an on-board processor that communicates to a host computer over an RS-232 I/O interface via a standard USB 2.0 port. When the PD-23-M RF over fiber receiver module is linked with the LT series of RF over fiber transmitter modules, the combination provides an excellent solution for ultra-wideband RF to fiber conversion applications. Contact Optilab for more information.

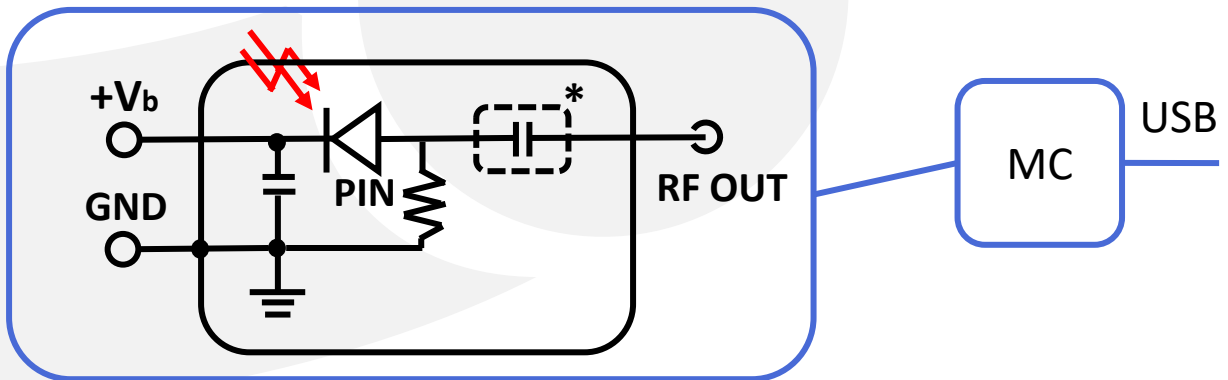
FEATURES


- Bandwidth 60 KHz to 23 GHz, AC coupled
- DC to 23 GHz, DC coupled
- High Input Power Handling Capacity of 35 mW
- Highly Linear for Analog Signals Transmission
- No TIA for Intrinsic Phase Linearity
- Status Monitoring: RS-232
- Power and Remote Monitoring via USB Port
- Highly Linear for Analog Signals Transmission
- High Dynamic Range

USE IN

- EW Systems
- Broadband Delay-line and Signal Processing
- LIDAR Receivers
- Phased and Interferometric Array Antenna
- Wideband RF Transmission over Fiber
- RF/IF Signal Distribution
- Satcom Microwave Antenna Signal Distribution

FUNCTIONAL DIAGRAM





PD-23-M

SPECIFICATIONS

Photodiode Wavelength Range	1260 nm to 1600 nm
Operational Bandwidth	60 KHz to 23 GHz (AC Coupled) DC to 23 GHz (DC Coupled)
Optical Input Level	35 mW max.
Responsivity	0.85 A/W @ 1550 nm typ., 0.90 A/W @ 1310 nm typ., 0.40 A/W @ 850 nm typ.
S21 3 dB Bandwidth	19 GHz min., 21 GHz typ.
S22 Characteristics	< -10 dB @ 20 GHz
Optical Return Loss	-30.00 dB typ.
2 nd Harmonics Distortion	-70.00 dBc max.
3 rd Harmonics Distortion	-75.0 dBc max.
Optical PDL @ 1550 nm	0.05 dB max.
Output Coupling	AC Coupled
RF Impedance	50 Ω
Ripple over Bandwidth	± 1.0 dB max.

GENERAL


SFDR	113 dB Hz _{2/3}
Link Loss	-20 dB @ 10 dBm optical

LINK PERFORMANCE WITH LT-20

Operating Temperature (standard)	-10°C to +50°C
Storage Temperature	-20°C to +80°C
Power Supply Requirements	+ 5 V DC, 500 mA max.
Optical Connectors	FC/APC, SC/APC Optional
RF Connector	SMA Connector Female, 50 Ω
DC Connector	Plug-in typ.
Local Alarm	LED: Optional Input Power
Remote Alarm	RS-485 Interface (standard) via USB
Dimensions	82mm x 56mm x 25mm
Accessories Included	110 V – 240 V AC USB Adaptor & Cable
Housing	Precision Mach. Anodized Aluminum

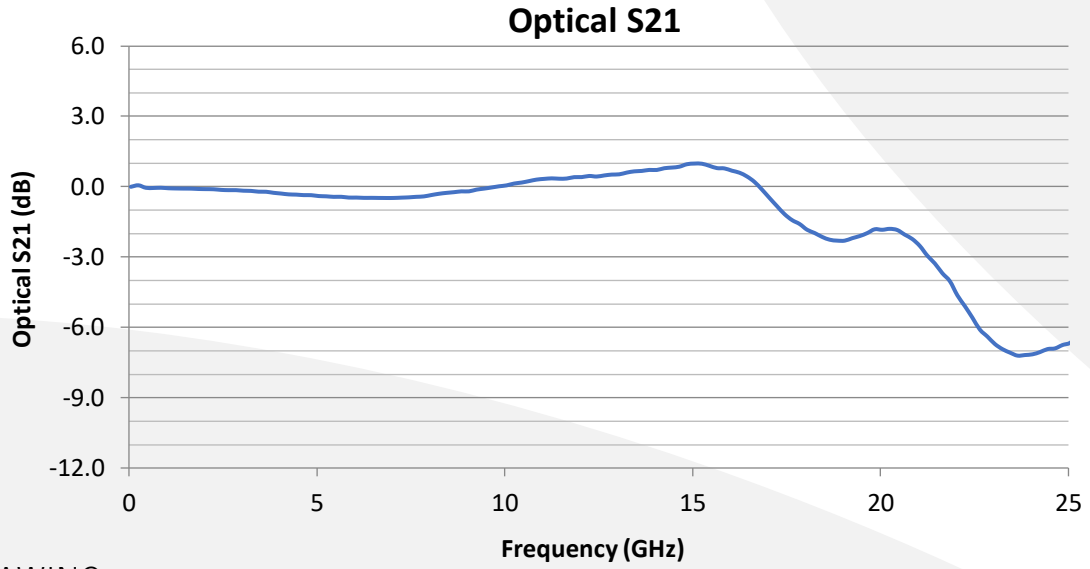
MECHANICAL





PD-23-M

TYPICAL S21 BANDWIDTH



MECHANICAL DRAWING

