

**Features:**

- three power categories, up to 30 mW ex SM fiber
- wide spectrum with small residual Fabry-Perot modulation depth

**Packages:** fiber coupled: Butterfly, DIL (for selected models)

**Additional & customized:**

- PD monitors (for selected models)
- PM fiber pigtails (slow axis alignment; 45 degree orientation upon request)
- FC/APC terminated pigtails

**Specifications**

**(Nominal Emitter Stabilization Temperature +20 °C)**

Parameter	Category	Min	Typ.	Max
Output power ex SM fiber, mW	HP1	4	5	-
	HP2	8	10	-
	HP3	25	30	-
Forward current, mA	HP1	-	-	300
	HP2	-	-	400
	HP3	-	-	500
Forward voltage, V	All	-	-	2.7
Central wavelength, nm	All	1270	1300	1330
Spectrum width, nm	All	30	35	-
Residual spectral modulation depth, %	All	-	2.5	5.0
Secondary coherence subpeaks, dB (10 log)	All	-	-20	-
Slow / fast polarization ratio (PM modules)*, dB	All	-	10	-
Operating temperature (case), °C	All	-55	-	+60
Cooler current, A	HP1, HP2	-	-	1.2
	HP3	-	-	1.8
Cooler voltage, V	All	-	-	3.5

\* Pseudo-depolarized versions (light is launched into the fiber with its polarization oriented at 45° to the birefringent axes) are available upon request

The following part numbers should be used when **ordering**:

SLD-561-(b)-(c)-(d),

where:

(b) – power category (HP1, HP2 or HP3),

(c) – package type,

(d) – SM (isotropic) or PM (polarization maintaining).

Example: SLD-561-HP1-DBUT-SM.

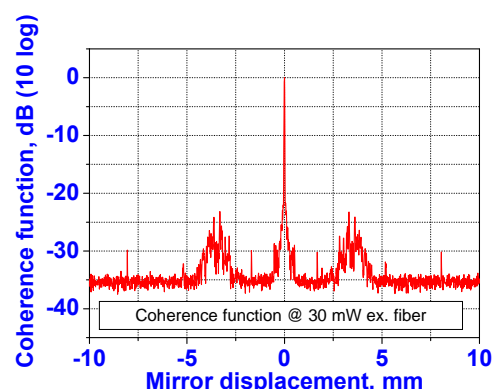
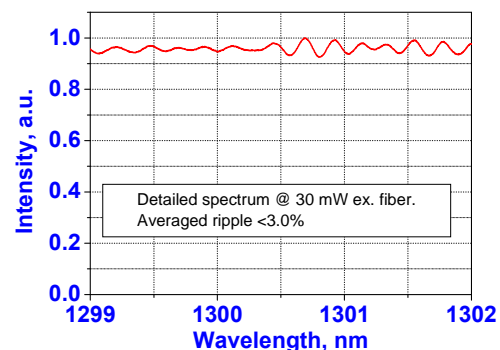
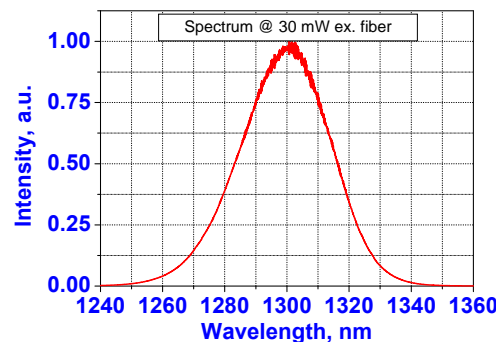
**A maximum feedback of 10<sup>-3</sup> is allowed to run HP series SLDs safely at full power.**

All specifications are subject to change without notice.

**Applications:**

- optical sensing
- optical coherence tomography
- optical measurements

**PERFORMANCE EXAMPLES**



**Mirror displacement = Optical path difference / 2**