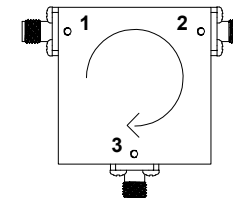
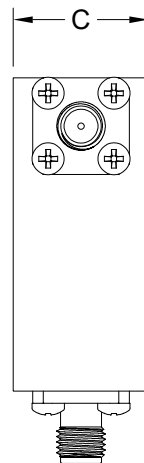
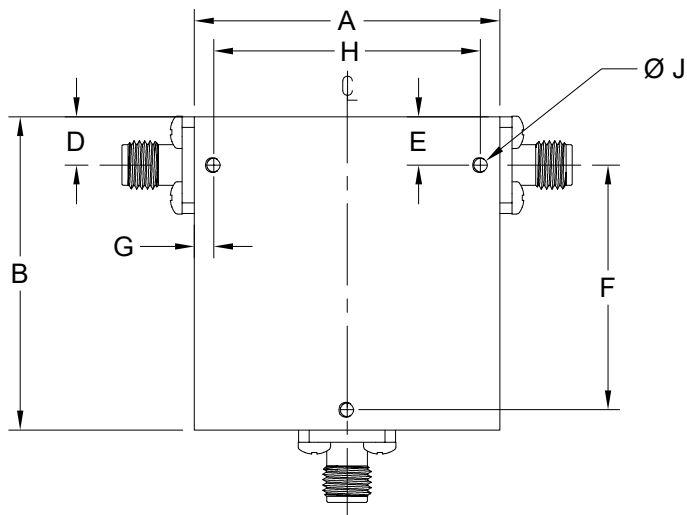


REVISION HISTORY

REV	DESCRIPTION	DATE	APPROVED
A	INITIAL RELEASE	3/11/2024	DA



DIMENSIONS IN INCHES

FIG.	A	B	C	D	E	F	G	H	J
1	1.58	1.62	0.70	0.25	0.25	1.27	0.10	1.38	#2-56 X 0.15 DP.
2	1.25	1.25	0.70	0.25	0.25	0.90	0.10	1.05	#2-56 X 0.15 DP.
3	1.00	1.00	0.50	0.25	0.25	0.68	0.10	0.80	#2-56 X 0.15 DP.
4	0.86	0.98	0.50	0.25	0.25	0.63	0.10	0.66	#2-56 X 0.15 DP.
5	0.50	0.70	0.50	0.25	0.18	0.46	0.08	0.34	#2-56 X 0.15 DP.
6	0.62	0.78	0.50	0.25	0.25	0.43	0.10	0.42	#2-56 X 0.15 DP.
7	0.75	0.75	0.38	0.19	0.19	0.43	0.10	0.55	#2-56 X 0.15 DP.
8	0.50	0.58	0.38	0.19	0.19	--	0.10	0.30	#0-80 X 0.08 DP., 2 PLC.

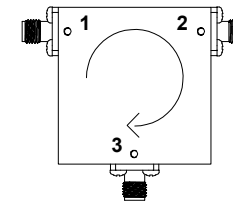
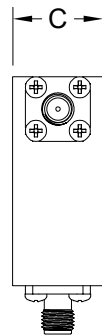
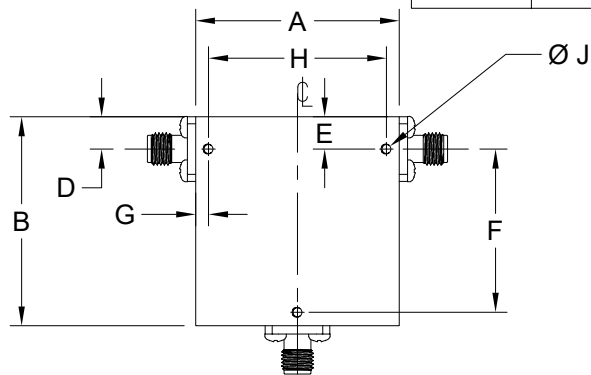
THIRD ANGLE PROJECTION:	
UNLESS OTHERWISE NOTED, DIMENSIONS ARE IN INCHES, TOLERANCES ARE:  FRACTIONS: ±1/64 ANGLES: ±1/2° MACHINED FINISH: 63 OR BETTER	
DECIMALS 2 PLACE	3 PLACE
±.01	±.003

APPROVALS	DATE
DRAWN Dirk Aubram	3/11/24
CHCKD.	
APRVD.	
MATERIAL	
TREATMENT	
FINISH	

		<small>THE INFORMATION IN THIS DRAWING IS PROPRIETARY AND SHALL NOT BE USED OR DISCLOSED WITHOUT THE PRIOR WRITTEN CONSENT OF IMPULSE TECHNOLOGIES INC.</small>	
Circulator, SMA F, OUTLINE			
SIZE	CAGE CODE	ITI DRAWING#	REVISION
	6CDA9	OTL-CIRCCOAX	A
SCALE	MODEL#		SHEET
1:1	ITcXX-XX-ITI		1/2

REVISION HISTORY

REV	DESCRIPTION	DATE	APPROVED
A	INITIAL RELEASE	3/11/2024	DA



OCTAVE BAND CIRCULATORS

FREQ. (GHz)	ISO (dB) TYP.	ISO (dB) MIN.	IL (dB) TYP.	IL (dB) MAX.	VSWR TYP.	VSWR MAX.	POWER (W) AVG.	POWER (W) PK.	MODEL#	OUTLINE DRAWING
1.0-2.0	20	15	0.35	0.5	1.25	1.35	2	20	ITc1-2-ITI	
2.0-4.0	20	18	0.4	0.5	1.25	1.30	2	20	ITc2-4-ITI	FIG 1
2.6-5.2	20	18	0.4	0.5	1.25	1.30	2	20	ITc2.6-5.2-ITI	FIG 1
3.0-6.0	21	19	0.35	0.4	1.25	1.30	2	20	ITc3-6-ITI	FIG 2
4.0-8.0	22	20	0.35	0.4	1.18	1.25	2	20	ITc4-8-ITI	FIG 3
5.0-10.0	16	15	0.9	1	1.4	1.45	2	20	ITc5-10-ITI	FIG 7
6.0-12.4	19	17	0.5	0.6	1.3	1.35	2	20	ITc6-12-ITI	FIG 6
8.0-12.4	22	20	0.35	0.5	1.18	1.25	2	30	ITc8-12.4-ITI	FIG 4
12.0-18.0	22	20	0.45	0.5	1.18	1.25	2	30	ITc12-18-ITI	FIG 5

WIDE BAND CIRCULATORS

FREQ. (GHz)	ISO (dB) TYP.	ISO (dB) MIN.	IL (dB) TYP.	IL (dB) MAX.	VSWR TYP.	VSWR MAX.	POWER (W) AVG.	POWER (W) PK.	MODEL#	OUTLINE DRAWING
2.0-8.0		10		1.5		2	2	20	ITc2-8-ITI	FIG 1
6.0-18.0	15	14	0.9	1	1.45	1.5	2	20	ITc6-18-ITI	FIG 8
8.0-18.0	17	16	0.7	0.8	1.4	1.45	2	30	ITc8-18-ITI	FIG 5
18.0-26.5	20	18	0.7	0.8	1.35	1.4	2	30	ITc18-26.5-ITI	FIG 5
26.5-40.0	15	14	0.8	1.0	1.45	1.5	2	30	ITc26.5-40-ITI	FIG 5

THIRD ANGLE PROJECTION:	
UNLESS OTHERWISE NOTED, DIMENSIONS ARE IN INCHES. TOLERANCES ARE: FRACTIONS: ±1/64 ANGLES: ±1/2° MACHINED FINISH: 63 OR BETTER	
DECIMALS 2 PLACE	3 PLACE
±.01	±.003

APPROVALS	DATE
DRAWN Dirk Aubram	3/11/24
CHCKD.	
APRVD.	
MATERIAL	
TREATMENT	
FINISH	

		Circulator, SMA F, OUTLINE	
		SIZE 6CDA9	TTI DRAWING# OTL-CIRCCOAX
SCALE 1:1	MODEL# ITcXX-XX-ITI	REVISION A	SHEET 2/2

THE INFORMATION IN THIS DRAWING IS PROPRIETARY AND SHALL NOT BE USED OR DISCLOSED WITHOUT THE PRIOR WRITTEN CONSENT OF IMPULSE TECHNOLOGIES INC.