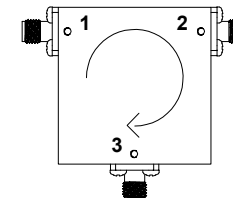
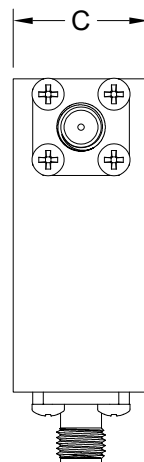
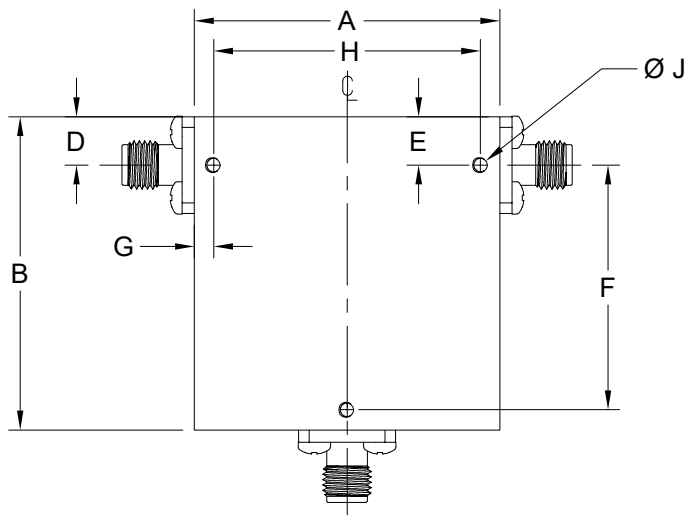


REVISION HISTORY

REV	DESCRIPTION	DATE	APPROVED
A	INITIAL RELEASE	3/11/2024	DA



DIMENSIONS IN INCHES

FIG.	A	B	C	D	E	F	G	H	J
1	1.58	1.62	0.70	0.25	0.25	1.27	0.10	1.38	#2-56 X 0.15 DP.
2	1.25	1.25	0.70	0.25	0.25	0.90	0.10	1.05	#2-56 X 0.15 DP.
3	1.00	1.00	0.50	0.25	0.25	0.68	0.10	0.80	#2-56 X 0.15 DP.
4	0.86	0.98	0.50	0.25	0.25	0.63	0.10	0.66	#2-56 X 0.15 DP.
5	0.50	0.70	0.50	0.25	0.18	0.46	0.08	0.34	#2-56 X 0.15 DP.
6	0.62	0.78	0.50	0.25	0.25	0.43	0.10	0.42	#2-56 X 0.15 DP.
7	0.75	0.75	0.38	0.19	0.19	0.43	0.10	0.55	#2-56 X 0.15 DP.
8	0.50	0.58	0.38	0.19	0.19	--	0.10	0.30	#0-80 X 0.08 DP., 2 PLC.

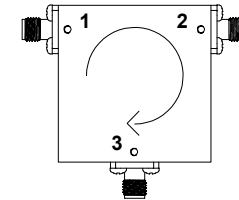
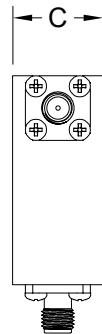
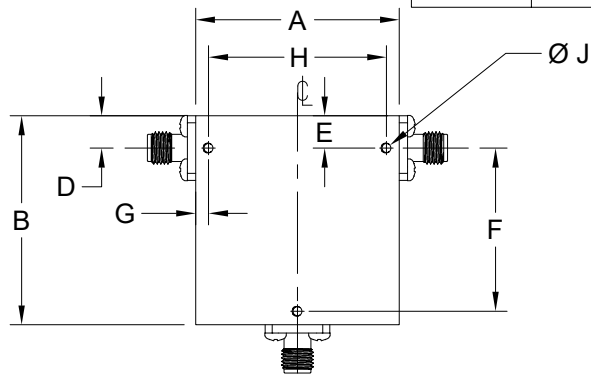
THIRD ANGLE PROJECTION:	
UNLESS OTHERWISE NOTED, DIMENSIONS ARE IN INCHES, TOLERANCES ARE:  FRACTIONS: ±1/64 ANGLES: ±1/2° MACHINED FINISH: 63 OR BETTER	
DECIMALS 2 PLACE	3 PLACE
±.01	±.003

APPROVALS	DATE
DRAWN Dirk Aubram	3/11/24
CHCKD.	
APRVD.	
MATERIAL	
TREATMENT	
FINISH	

		THE INFORMATION IN THIS DRAWING IS PROPRIETARY AND SHALL NOT BE USED OR DISCLOSED WITHOUT THE PRIOR WRITTEN CONSENT OF IMPULSE TECHNOLOGIES INC.	
SIZE	CAGE CODE	ITI DRAWING#	REVISION
SCALE	MODEL#		
1:1		6CDA9 OTL-CIRCCOAX	A
		ITcXX-XX-ITI	SHEET 1/2

REVISION HISTORY

REV	DESCRIPTION	DATE	APPROVED
A	INITIAL RELEASE	3/11/2024	DA



OCTAVE BAND CIRCULATORS

FREQ. (GHz)	ISO (dB) TYP.	ISO (dB) MIN.	IL (dB) TYP.	IL (dB) MAX.	VSWR TYP.	VSWR MAX.	POWER (W) AVG.	POWER (W) PK.	MODEL#	OUTLINE DRAWING
1.0-2.0	20	15	0.35	0.5	1.25	1.35	2	20	ITc1-2-ITI	
2.0-4.0	20	18	0.4	0.5	1.25	1.30	2	20	ITc2-4-ITI	FIG 1
2.6-5.2	20	18	0.4	0.5	1.25	1.30	2	20	ITc2.6-5.2-ITI	FIG 1
3.0-6.0	21	19	0.35	0.4	1.25	1.30	2	20	ITc3-6-ITI	FIG 2
4.0-8.0	22	20	0.35	0.4	1.18	1.25	2	20	ITc4-8-ITI	FIG 3
5.0-10.0	16	15	0.9	1	1.4	1.45	2	20	ITc5-10-ITI	FIG 7
6.0-12.4	19	17	0.5	0.6	1.3	1.35	2	20	ITc6-12-ITI	FIG 6
8.0-12.4	22	20	0.35	0.5	1.18	1.25	2	30	ITc8-12.4-ITI	FIG 4
12.0-18.0	22	20	0.45	0.5	1.18	1.25	2	30	ITc12-18-ITI	FIG 5

WIDE BAND CIRCULATORS

FREQ. (GHz)	ISO (dB) TYP.	ISO (dB) MIN.	IL (dB) TYP.	IL (dB) MAX.	VSWR TYP.	VSWR MAX.	POWER (W) AVG.	POWER (W) PK.	MODEL#	OUTLINE DRAWING
2.0-8.0		10		1.5		2	2	20	ITc2-8-ITI	FIG 1
6.0-18.0	15	14	0.9	1	1.45	1.5	2	20	ITc6-18-ITI	FIG 8
8.0-18.0	17	16	0.7	0.8	1.4	1.45	2	30	ITc8-18-ITI	FIG 5
18.0-26.5	20	18	0.7	0.8	1.35	1.4	2	30	ITc18-26.5-ITI	FIG 5
26.5-40.0	15	14	0.8	1.0	1.45	1.5	2	30	ITc26.5-40-ITI	FIG 5

THIRD ANGLE PROJECTION:	
UNLESS OTHERWISE NOTED, DIMENSIONS ARE IN INCHES, TOLERANCES ARE: FRACTIONS: ±1/64 ANGLES: ±1/2° MACHINED FINISH: 63 OR BETTER	
DECIMALS 2 PLACE	3 PLACE
±.01	±.003

APPROVALS	DATE
DRAWN Dirk Aubram	3/11/24
CHCKD.	
APRVD.	
MATERIAL	
TREATMENT	
FINISH	

		THE INFORMATION IN THIS DRAWING IS PROPRIETARY AND SHALL NOT BE USED OR DISCLOSED WITHOUT THE PRIOR WRITTEN CONSENT OF IMPULSE TECHNOLOGIES INC.	
SIZE	CAGE CODE	TTI DRAWING#	REVISION
6CDA9		OTL-CIRCCOAX	A
SCALE	MODEL#		SHEET
1:1	ITcXX-XX-ITI		2/2