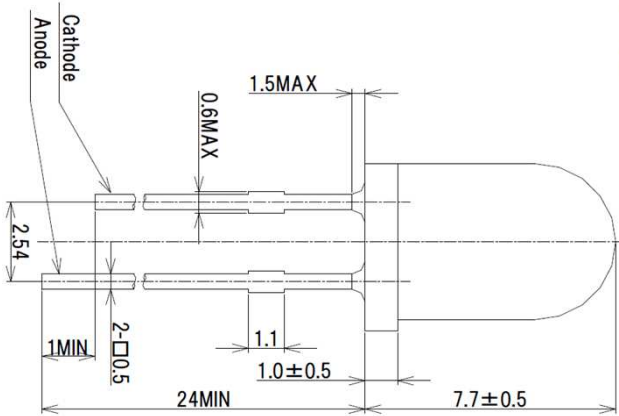


**Data sheet**

**UV LED**

**EOLD-375-545 HP**

Radiation	Type	Case
Ultraviolet	Resin mold packaged	5 mm plastic lens

	<p><b>Description:</b></p> <p>Dimension in mm</p> <ul style="list-style-type: none"> <li>*High power</li> <li>*High-speed</li> <li>*High reliability</li> </ul>
--	---

**Maximum Ratings**

T<sub>amb</sub> = 25°C, unless otherwise specified

Parameter	Test Conditions	Symbol	Value	Unit
Forward current		I <sub>F</sub>	25	mA
Peak forward current	t < 0.1 ms, t/T < 1/10	I <sub>FM</sub>	100	mA
Reverse current	V <sub>R</sub> = 5 V	I <sub>R</sub>	85	mA
Power dissipation		P <sub>D</sub>	100	mW
Operating temperature range		T <sub>amb</sub>	-30 to +80	°C
Storage temperature range		T <sub>stg</sub>	-30 to +85	°C
Lead soldering temperature	< 5 s, 3 mm from case	T <sub>slg</sub>	260	°C

**Optical and Electrical Characteristics**

T<sub>amb</sub> = 25°C, unless otherwise specified

Parameter	Symbol	Conditions	Min	Typ	Max	Unit
Forward voltage	V <sub>F</sub>	I <sub>F</sub> = 20 mA	3.2	3.6	4.2	V
Radiant power	Φ <sub>e</sub>	I <sub>F</sub> = 20 mA	17		21	mW
Peak wavelength	λ <sub>p</sub>	I <sub>F</sub> = 20 mA	375		380	nm
Viewing angle	φ	I <sub>F</sub> = 20 mA		40		deg.
Spectral bandwidth at 50%	Δλ <sub>0,5</sub>	I <sub>F</sub> = 20 mA	10		20	nm

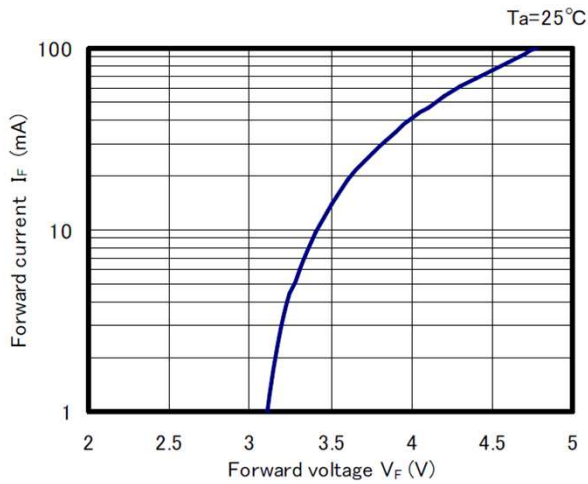


**Data sheet**

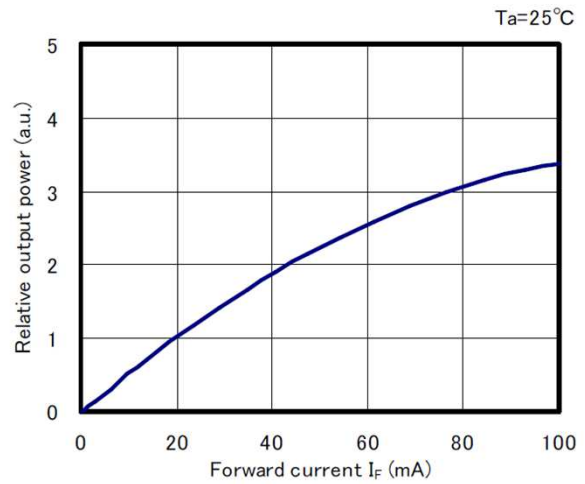
**UV LED**

**EOLD-375-545 HP**

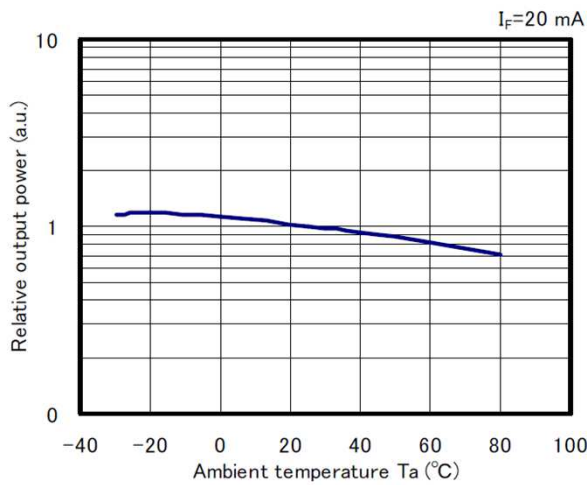
■ Forward voltage vs. Forward current



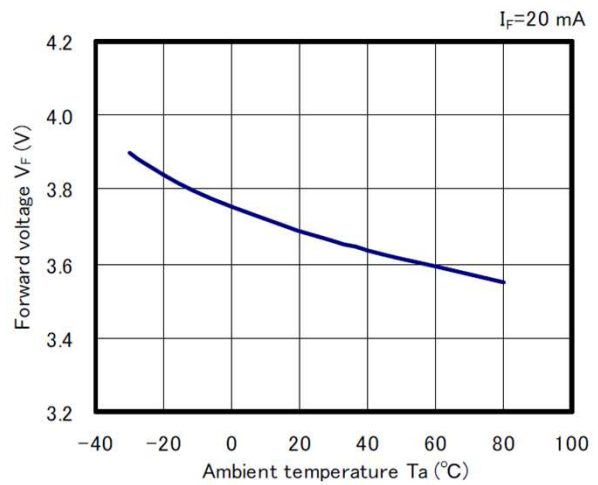
■ Forward current vs. Relative output power



■ Ambient temperature vs. Relative output power



■ Ambient temperature vs. Forward voltage



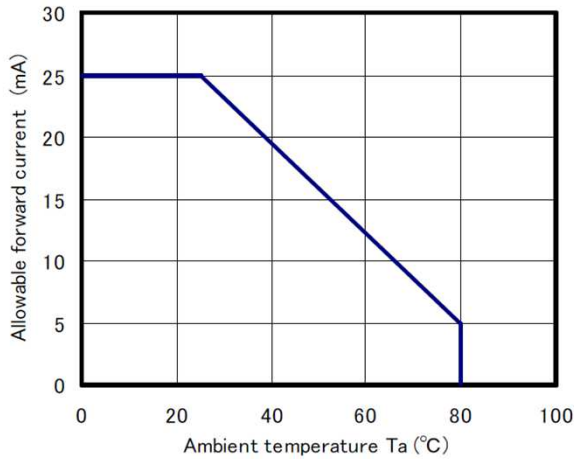
**Data sheet**

**UV LED**

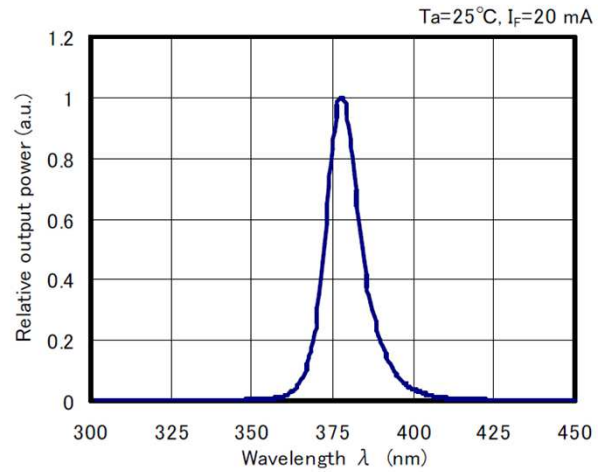
**EOLD-375-545 HP**

■ Ambient temperature vs.

Allowable forward current



■ Spectrum



■ Directivity

