


# High Power Laser Diode TO-Cans



## Part Number: TO9-105

High Power TO9 Package  
Single-Mode Fabry-Perot  
CW Wavelength at 1550nm  
Lensed Options Available



## Features

- High Output Power
- High Dynamic Range
- High Efficiency
- Standard TO9
- Cost Effective

## Application

- Home Use Medical
- Laser Rangefinders
- Target Illumination
- Telecom OTDR




SemiNex delivers the highest available power at infrared wavelengths between 12xx and 19xx nm. When necessary, we will further optimize the design of our InP & GaSb laser chips to meet our customers' specific optical and electrical performance needs. Diodes, bars and packages are tested to meet customer and market performance demands. Typical results and packaging options are shown. Contact SemiNex for additional details or to discuss your specific requirements.

# High Power Laser Diode TO-Cans



## Specification

TO9-105



Optical	Symbol	Typ.	Units
Center Wavelength	$\lambda_c$	1550	nm ( $\pm 20$ )
Output Power (CW)*	$P_{out}$	0.4	watts ( $\pm 10\%$ )
Emitter Width	$W$	4	$\mu m$
Spectral Width FWHM	$\Delta\lambda$	10	nm
Slope Efficiency	$\eta$	0.3	W/A
Fast Axis Div.	$\theta_{\perp}$	30	deg FWHM
Slow Axis Div.	$\theta_{\parallel}$	10	deg FWHM
Electrical	Symbol		Units
Power Conversion Eff.	$\eta$	13	%
Threshold Current	$I_{TH}$	0.05	A
Operating Current	$I_{op}$	1.2	A
Operating Voltage	$V_{op}$	2.5	V
Mechanical	Symbol	Range	Units
Operating Temp.**		-40 to 60	$^{\circ}C$
Storage Temp.		-40 to 80	$^{\circ}C$

\*Specified values are rated at a constant heat sink temperature of 20°C.

\*\*High temperature operation will reduce performance and MTTF.  
Unless otherwise indicated all values are nominal.

### Available Lenses & Caps

Part Number	Description*
TO9-105	TO9 Uncapped, Fast Axis: 30° FWHM, Slow Axis: 10° FWHM
TO9-105-114	TO9 4.6mm Tall Cap, Fast Axis: 30° FWHM, Slow Axis: 10° FWHM
TO9-105-115	TO9 5.8mm Tall Cap, Lens Collimated, Fast Axis: 0.3° FWHM, Slow Axis: 10° FWHM
TO9-105-140	TO-9 5.8mm Tall Cap, Lens Matched $f=171\mu m$ , 5.0mm Lg, Fast Axis: 9°, Slow Axis: 12° $1/e^2$ **
TO9-105-161	TO9 5.8mm Tall Cap, Fast Axis: 30° FWHM, Slow Axis: 10° FWHM

\*Lensing specifications are typical values provided based on best-effort measurements.

\*\*Single mode TO9s with matched lenses deliver a 3:4 (fast: slow) beam profile at best effort.

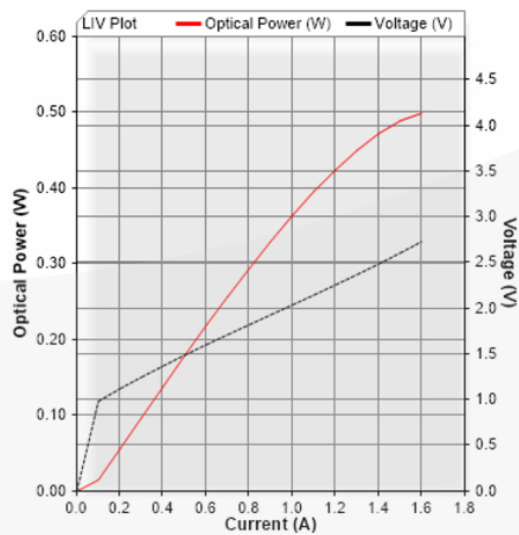
# High Power Laser Diode TO-Cans



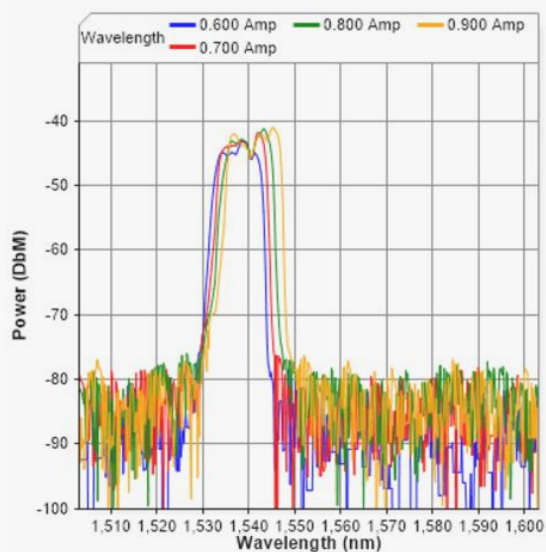
## SemiNex Laser Diodes TO9-105

### Graphs & Data

#### Typical TO9 L-I-V Characteristics



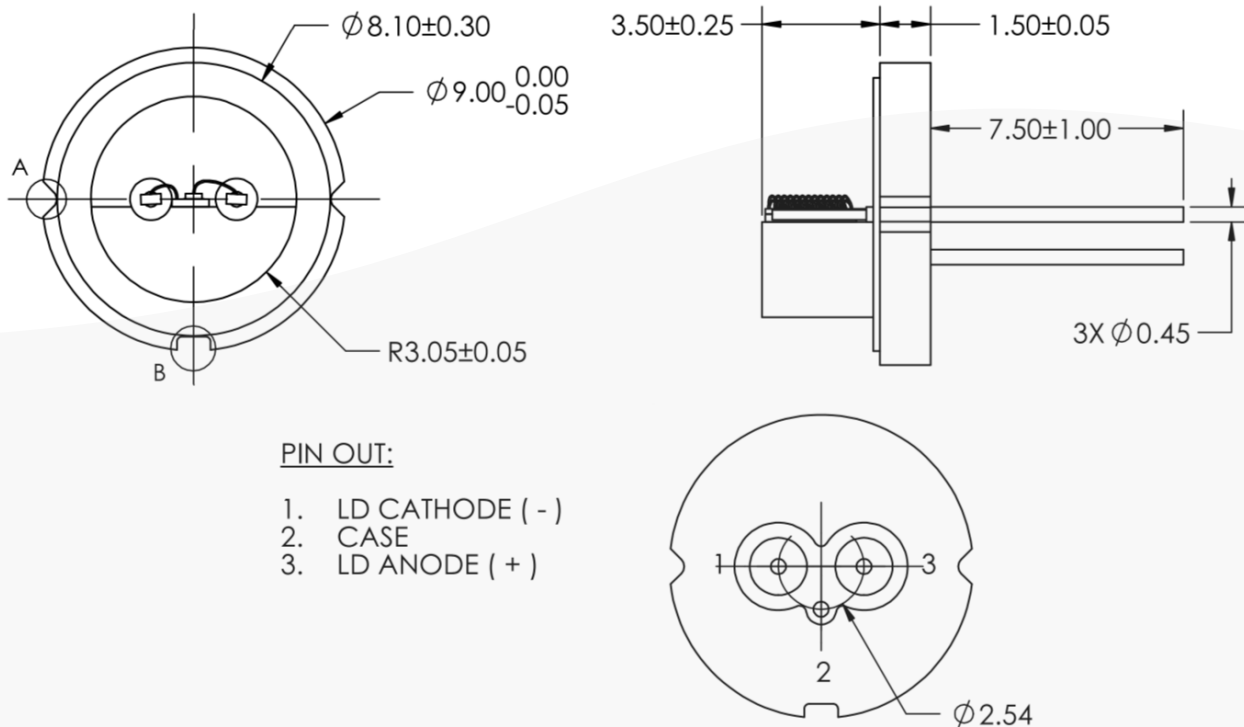
#### Typical TO9 Output Spectrum



# High Power Laser Diode TO-Cans



## Mechanical Drawing TO9-105



All statements, technical information and recommendations related to the product herein are based upon information believed to be reliable or accurate. The accuracy or completeness herein is not guaranteed, and no responsibility is assumed for any inaccuracies. The user assumes all risks and liability whatsoever in connection with the use of a product or its application. SemiNex Corporation reserves the right to change at any time without notice the design, specification, deduction, fit or form of its described herein, including withdrawal at any time of a product offered for sale herein. Users are encouraged to visit [www.seminex.com](http://www.seminex.com) for the latest data. SemiNex Corporation makes no representations that the products herein are free from any intellectual property claims of others. Please contact SemiNex for more information. 2024 SemiNex Corporation



# High Power Laser Diode TO-Cans

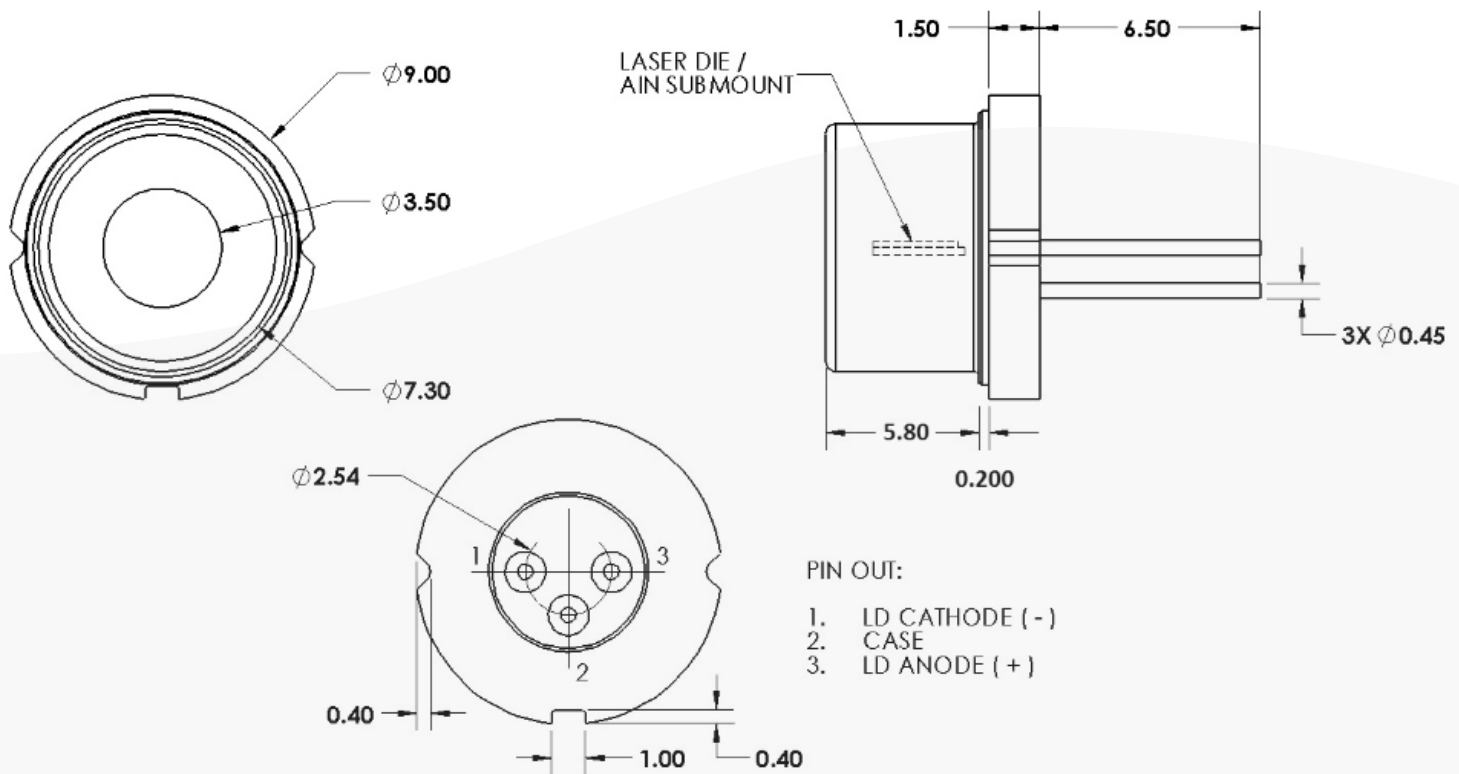


## Mechanical Drawing

TO9-105-115

TO9-105-140

TO9-105-161



All statements, technical information and recommendations related to the product herein are based upon information believed to be reliable or accurate. The accuracy or completeness herein is not guaranteed, and no responsibility is assumed for any inaccuracies. The user assumes all risks and liability whatsoever in connection with the use of a product or its application. SemiNex Corporation reserves the right to change at any time without notice the design, specification, deduction, fit or form of its described herein, including withdrawal at any time of a product offered for sale herein. Users are encouraged to visit [www.seminex.com](http://www.seminex.com) for the latest data. SemiNex Corporation makes no representations that the products herein are free from any intellectual property claims of others. Please contact SemiNex for more information. 2024 SemiNex Corporation

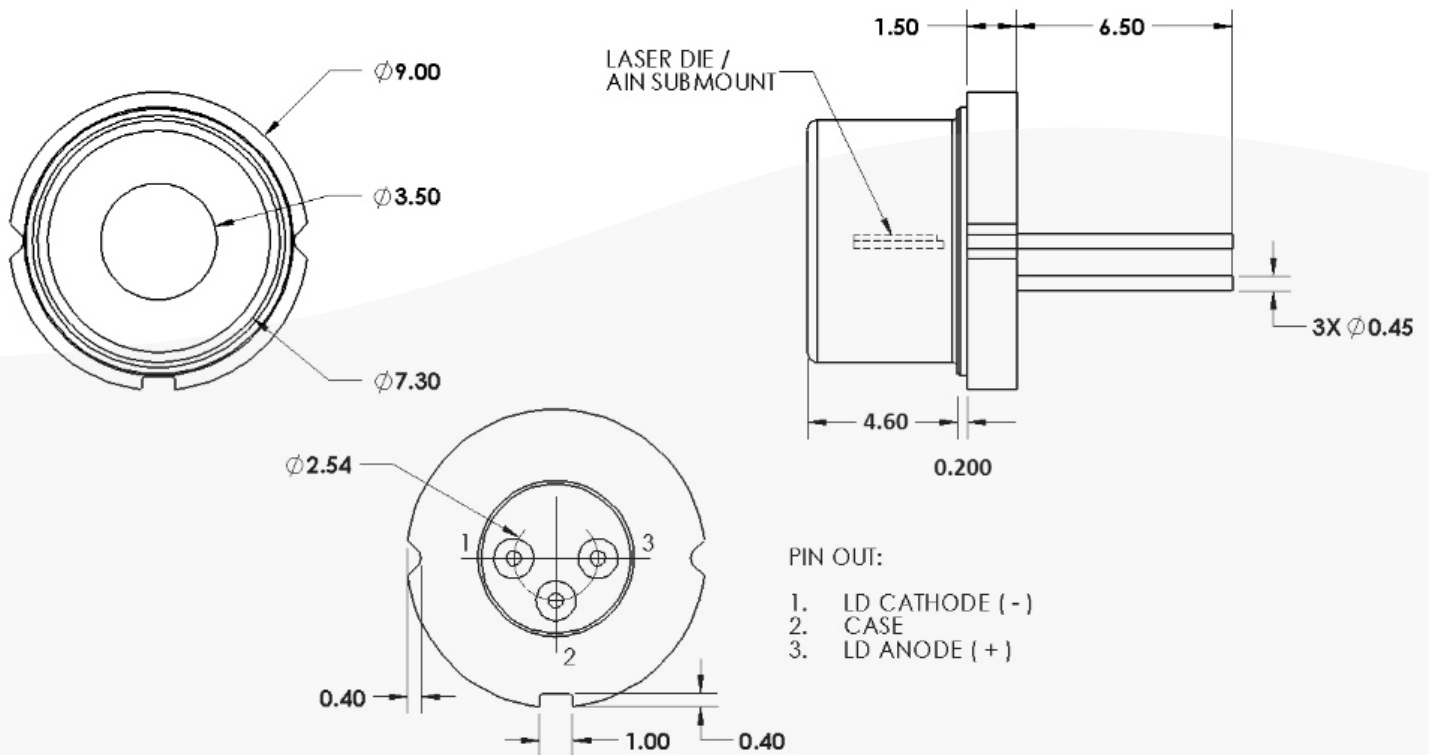



SemiNex Corporation • 153 Andover Street, Suite 201, Danvers, MA 01923 • 978-326-7700 • [sales@seminex.com](mailto:sales@seminex.com)

# High Power Laser Diode TO-Cans



## Mechanical Drawing TO9-105-114



All statements, technical information and recommendations related to the product herein are based upon information believed to be reliable or accurate. The accuracy or completeness herein is not guaranteed, and no responsibility is assumed for any inaccuracies. The user assumes all risks and liability whatsoever in connection with the use of a product or its application. SemiNex Corporation reserves the right to change at any time without notice the design, specification, deduction, fit or form of its described herein, including withdrawal at any time of a product offered for sale herein. Users are encouraged to visit [www.seminex.com](http://www.seminex.com) for the latest data. SemiNex Corporation makes no representations that the products herein are free from any intellectual property claims of others. Please contact SemiNex for more information. 2024 SemiNex Corporation

SemiNex Corporation • 153 Andover Street, Suite 201, Danvers, MA 01923 • 978-326-7700 • [sales@seminex.com](mailto:sales@seminex.com)

