


High Power Laser Diode TO-Cans



Part Number: TO9-148

High Power TO9 Package
Multi-Mode Fabry-Perot
Pulsed Wavelength at 1565nm
Lensed Options Available



Features

- High Output Power
- High Dynamic Range
- High Efficiency
- Standard TO9
- Cost Effective

Application

- Professional Medical
- Home Use Medical
- Laser Range Finder
- Target Illumination
- Military Systems
- TOF LiDAR for Automotive and Drones
- Telecom OTDR
- Optical Comm




SemiNex delivers the highest available power at infrared wavelengths between 12xx and 19xx nm. When necessary, we will further optimize the design of our InP & GaSb laser chips to meet our customers' specific optical and electrical performance needs. Diodes, bars and packages are tested to meet customer and market performance demands. Typical results and packaging options are shown. Contact SemiNex for additional details or to discuss your specific requirements.

High Power Laser Diode TO-Cans



Specification

TO9-148



Optical	Symbol	Typ.	Units
Center Wavelength	λ_c	1565	nm (± 20)
Output Power (<10ns)*	P_{out}	40	Watts ($\pm 10\%$)
Output Power (150ns)*	P_{out}	24	Watts ($\pm 10\%$)
Emitter Width	W	180	μm
Spectral Width FWHM	$\Delta\lambda$	15	nm
Slope Efficiency	η	0.25	W/A
Fast Axis Div.	Θ_{\perp}	28	deg FWHM
Slow Axis Div.	Θ_{\parallel}	10	deg FWHM
Electrical	Symbol		Units
Power Conversion Eff.	η	3	%
Operating Current (<10ns)	I_{op}	160	A
Operating Current (150ns)	I_{op}	80	A
Threshold Current	I_{TH}	1	A
Operating Voltage	V_{op}	9.5	V
Duty Cycle	DC	0.1	%
Mechanical	Symbol	Range	Units
Operating Temp.**		-40 to 60	$^{\circ}C$
Storage Temp.		-40 to 80	$^{\circ}C$

*Specified values are rated at a constant heat sink temperature of 20°C.

**High temperature operation will reduce performance and MTTF.
Unless otherwise indicated all values are nominal.

*Available Lenses & Caps

Part Number	Description*
TO9-148	TO9 Uncapped, Fast Axis: 30° FWHM, Slow Axis: 10° FWHM
TO9-148-114	TO9 4.6mm Tall Cap, Fast Axis: 30° FWHM, Slow Axis: 10° FWHM
TO9-148-115	TO9 5.8mm Tall Cap, Lens Collimated, Fast Axis: 0.3° FWHM, Slow Axis: 10° FWHM
TO9-148-140	TO-9 5.8mm Tall Cap, Lens Matched f=171 μm , 5.0mm Lg, Fast Axis: 10°, Slow Axis: 10° FWHM
TO9-148-161	TO9 5.8mm Tall Cap, Fast Axis: 30° FWHM, Slow Axis: 10° FWHM

*Lensing specifications are typical values provided based on best-effort measurements.

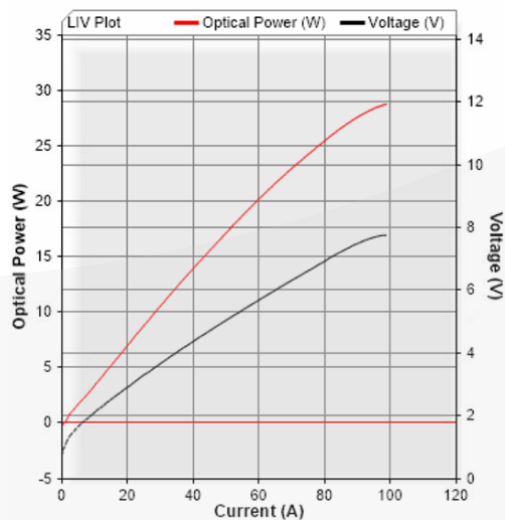

High Power Laser Diode TO-Cans



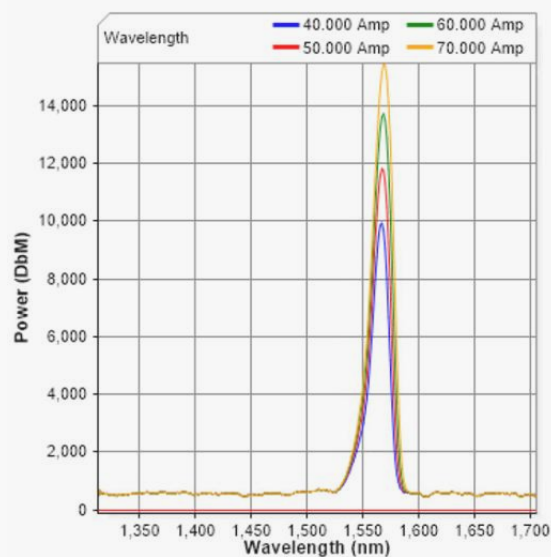
SemiNex Laser Diodes TO9-148

Graphs & Data

Typical TO9 L-I-V Characteristics



Typical TO9 Output Spectrum

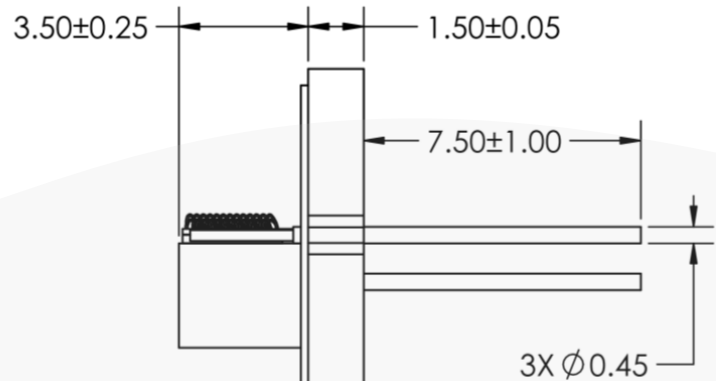
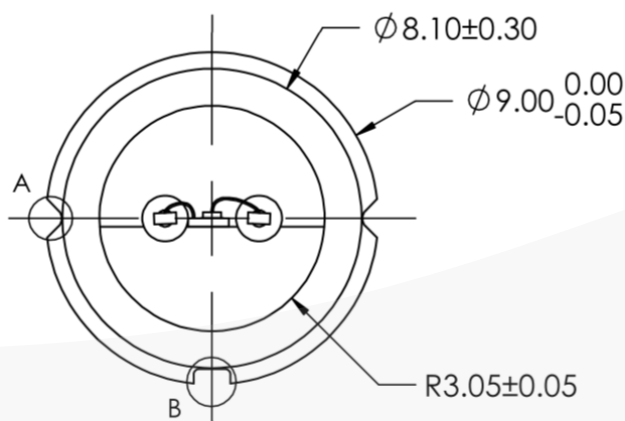


*Tested with 150nsec pulse @ 0.1% Duty Cycle

High Power Laser Diode TO-Cans

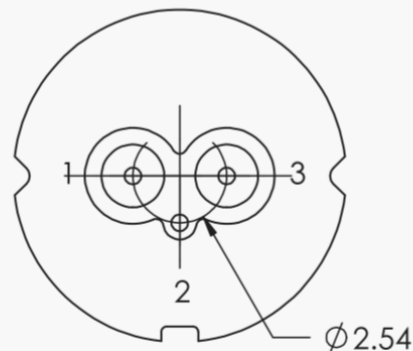


Mechanical Drawing TO9-148



PIN OUT:

1. LD CATHODE (-)
2. CASE
3. LD ANODE (+)



All statements, technical information and recommendations related to the product herein are based upon information believed to be reliable or accurate. The accuracy or completeness herein is not guaranteed, and no responsibility is assumed for any inaccuracies. The user assumes all risks and liability whatsoever in connection with the use of a product or its application. SemiNex Corporation reserves the right to change at any time without notice the design, specification, deduction, fit or form of its described herein, including withdrawal at any time of a product offered for sale herein. Users are encouraged to visit www.seminex.com for the latest data. SemiNex Corporation makes no representations that the products herein are free from any intellectual property claims of others. Please contact SemiNex for more information. 2024 SemiNex Corporation

SemiNex Corporation • 153 Andover Street, Suite 201, Danvers, MA 01923 • 978-326-7700 • sales@seminex.com



High Power Laser Diode TO-Cans

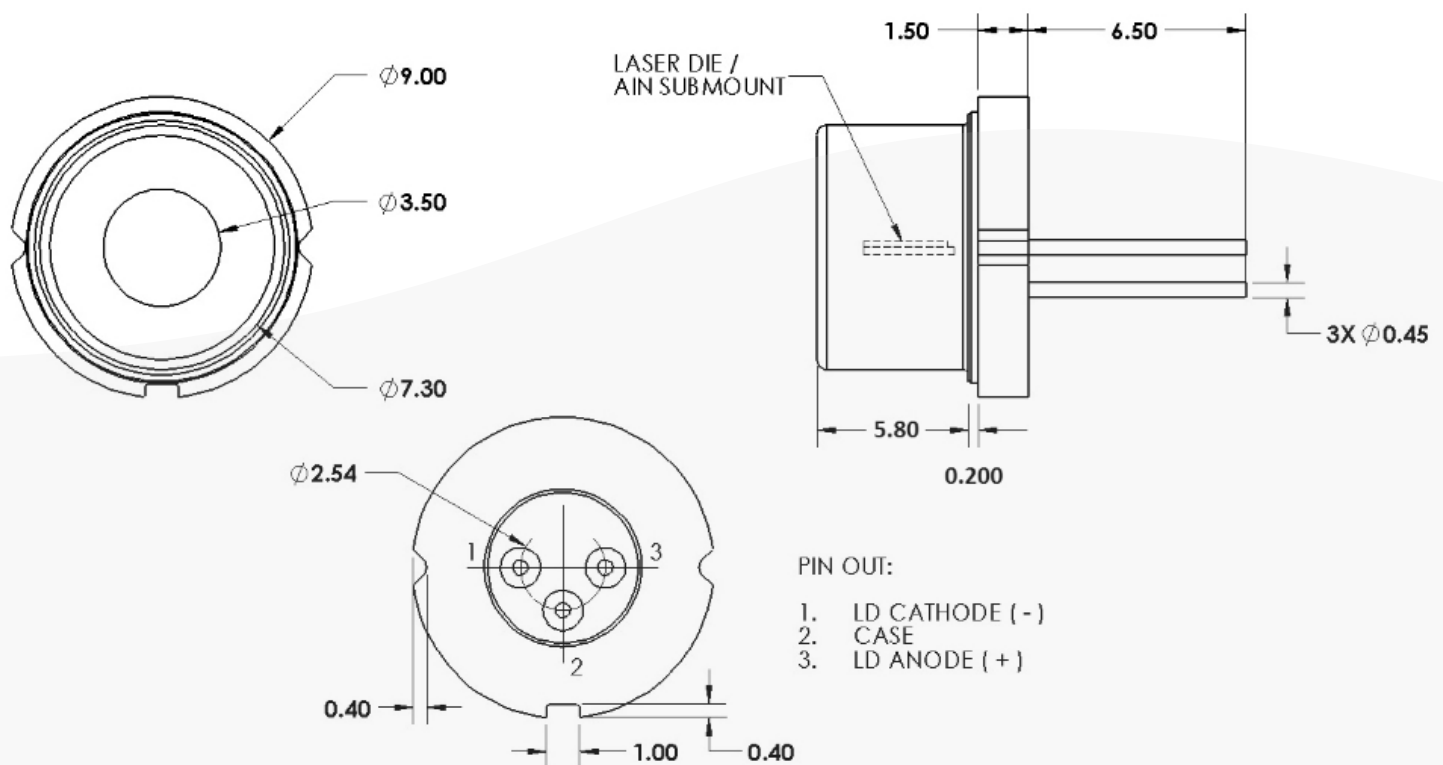


Mechanical Drawing

TO9-148-115

TO9-148-140

TO9-148-161



All statements, technical information and recommendations related to the product herein are based upon information believed to be reliable or accurate. The accuracy or completeness herein is not guaranteed, and no responsibility is assumed for any inaccuracies. The user assumes all risks and liability whatsoever in connection with the use of a product or its application. SemiNex Corporation reserves the right to change at any time without notice the design, specification, deduction, fit or form of its described herein, including withdrawal at any time of a product offered for sale herein. Users are encouraged to visit www.seminex.com for the latest data. SemiNex Corporation makes no representations that the products herein are free from any intellectual property claims of others. Please contact SemiNex for more information. 2024 SemiNex Corporation

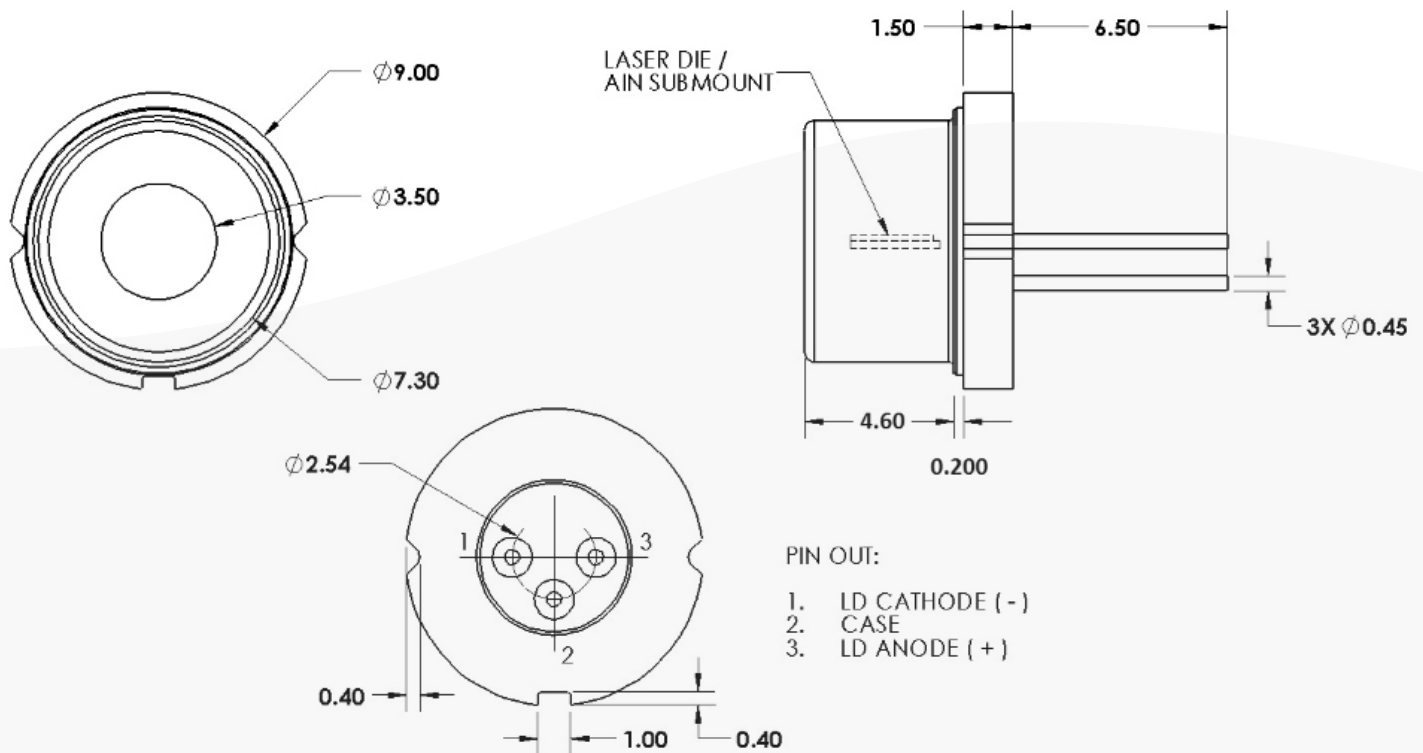

SemiNex Corporation • 153 Andover Street, Suite 201, Danvers, MA 01923 • 978-326-7700 • sales@seminex.com



High Power Laser Diode TO-Cans



Mechanical Drawing TO9-148-114



All statements, technical information and recommendations related to the product herein are based upon information believed to be reliable or accurate. The accuracy or completeness herein is not guaranteed, and no responsibility is assumed for any inaccuracies. The user assumes all risks and liability whatsoever in connection with the use of a product or its application. SemiNex Corporation reserves the right to change at any time without notice the design, specification, deduction, fit or form of its described herein, including withdrawal at any time of a product offered for sale herein. Users are encouraged to visit www.seminex.com for the latest data. SemiNex Corporation makes no representations that the products herein are free from any intellectual property claims of others. Please contact SemiNex for more information. 2024 SemiNex Corporation

SemiNex Corporation • 153 Andover Street, Suite 201, Danvers, MA 01923 • 978-326-7700 • sales@seminex.com

