

The ALPHA250 is a programmable board built around a Zynq 7020 SoC. It features a 100 MHz RF front end with 14-bit ADCs and 16-bit DACs, at 250 Msps. The RF channels are clocked by a dual PLL, ultra-low jitter clock generator. It includes a 4-channel 24-bit ADC and a 4-channel 16-bit DAC. The board comes with a comprehensive, open source, FPGA / Linux reference design.

Specifications

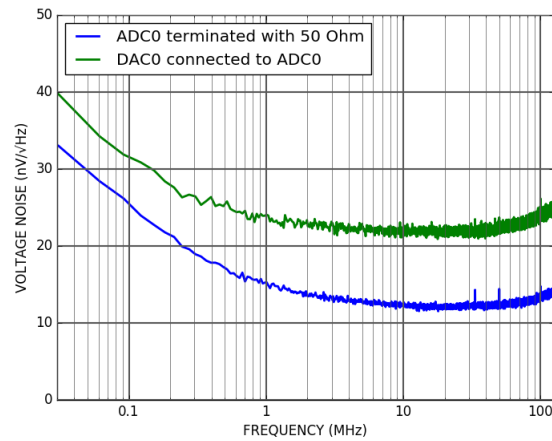
	ALPHA250	ALPHA250-4
Programmable logic, processor and memory		
System On Chip	Zynq 7020 XC7Z020-2CLG400I	Zynq 7020 XC7Z020-2CLG400I
Memory	512 MB of DDR3L SDRAM	512 MB of DDR3L SDRAM
Processor	ARM dual-core CPU (Cortex-A9)	ARM dual-core CPU (Cortex-A9)
RF ADC		
Number of channels	2	4
Resolution	14-bit	14-bit
Sampling rate	250 Msps	250 Msps
Coupling	DC	DC
Input impedance	50 Ω	50 Ω
Input range	1 V _{pp}	1 V _{pp}
RF DAC		
Number of channels	2	
Resolution	16-bit	
Sampling rate	250 Msps	
Coupling	DC	
Output impedance	50 Ω	
Output range	1 V _{pp}	
Input to output latency	90 ns	
Ultra-low jitter clock for RF ADC, DAC and FPGA		

Clock generator	Dual loop PLL, 100-fs RMS jitter (12 kHz to 20 MHz)	Dual loop PLL, 100-fs RMS jitter (12 kHz to 20 MHz)
On-board VCXO phase noise 10 kHz carrier offset	160 dBc/Hz	160 dBc/Hz
Reference clock inputs	FPGA, external clock or internal crystal oscillator	FPGA, external clock or internal crystal oscillator
On-board TCXO	10 MHz, 280 ppb	10 MHz, 280 ppb
External frequency reference range	10 MHz \pm 100 Hz	10 MHz \pm 100 Hz
Precision analog monitoring and control		
Precision ADC	4 channels, 24-bit	4 channels, 24-bit
Precision DAC	4 channels, 16-bit	4 channels, 16-bit
Voltage reference	2.5 V, low-drift (3 ppm/°C)	2.5 V, low-drift (3 ppm/°C)
Temperature sensor	± 0.2 °C accuracy	± 0.2 °C accuracy
Other		
Connectivity	10/100/1000 Ethernet, USB 2.0, USB-UART	10/100/1000 Ethernet, USB 2.0, USB-UART
General purpose I/O	3V3 16 FPGA I/Os, 8 user LEDs	1V8 16 FPGA I/Os, 8 user LEDs
Operating temperature	-10 °C to 60 °C	-10 °C to 60 °C
Outside dimensions	113 mm x 108 mm x 27 mm	113 mm x 108 mm x 27 mm
Weight	123 g	123 g
Software		
OS	Ubuntu 22.04	Ubuntu 22.04
Reference designs	FFT Analyzer, ADC / DAC with BRAMs, ADC / DAC with DMA, Phase noise analyzer, Loopback	FFT Analyzer, ADC with BRAMs

Characterization

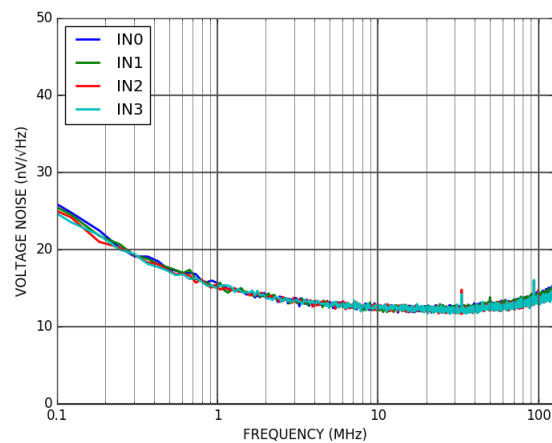
Noise floor

The RF ADC and DAC noise floors were characterized with this script [available on GitHub](#). The input referred voltage noise density of the ADC is about 13 nV/ $\sqrt{\text{Hz}}$. DAC voltage noise density, at zero output voltage, is about 23 nV/ $\sqrt{\text{Hz}}$ (19 nV/ $\sqrt{\text{Hz}}$ after subtraction of the ADC noise floor).



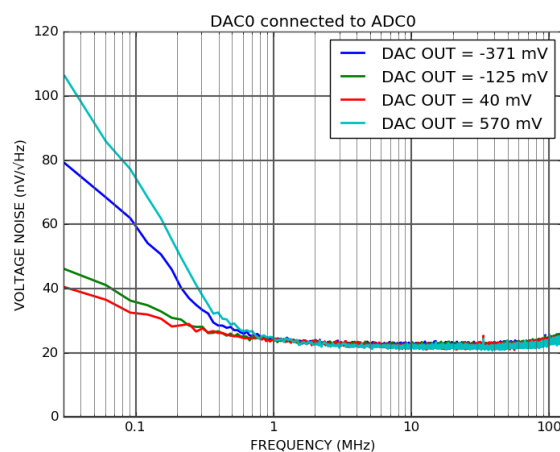
ALPHA250 noise floor

Below is the representation of the noise floor for the 4 ADC version (ALPHA250-4) inputs (50 ohm terminated):



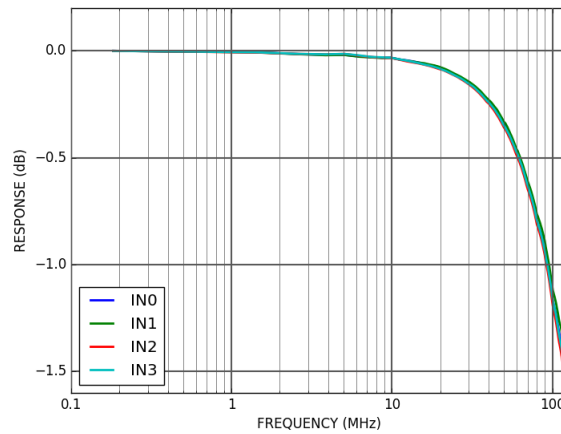
ALPHA250-4 noise floor

RF DAC 1/f noise depends on the output voltage level:



ALPHA250 dac noise floor versus output voltage

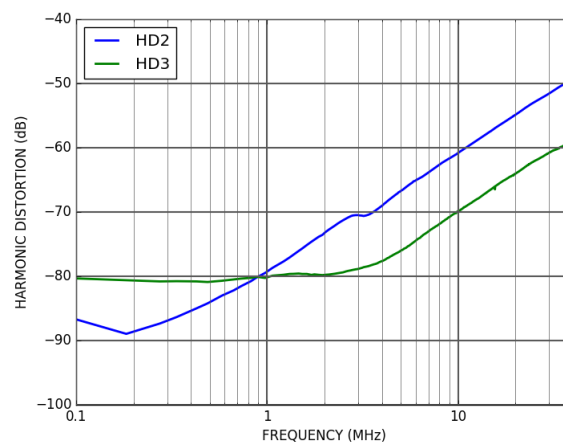
ADC front end frequency response



ALPHA250-4 ADC front end frequency response

Distortion

A 1 Vpp sine wave between 100 kHz and 40 MHz was sent by DAC0 and measured by ADC0 ([see script](#)). The figure below shows the amplitude of the second and third harmonic, relative to the fundamental frequency:

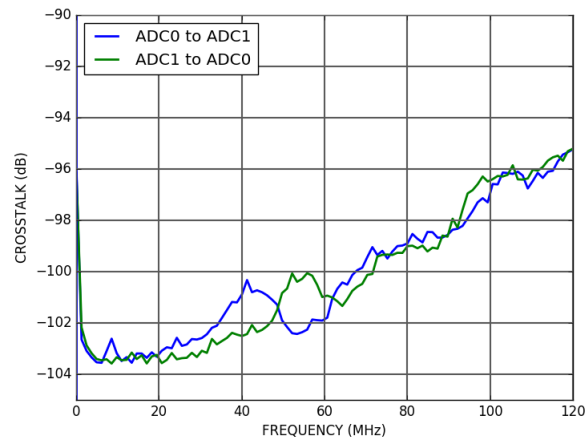


ALPHA250 distortion (ADC and DAC)

Distortion performance is limited by the DAC. ADC distortion (HD2 and HD3) stays under -80 dB up to 40 MHz.

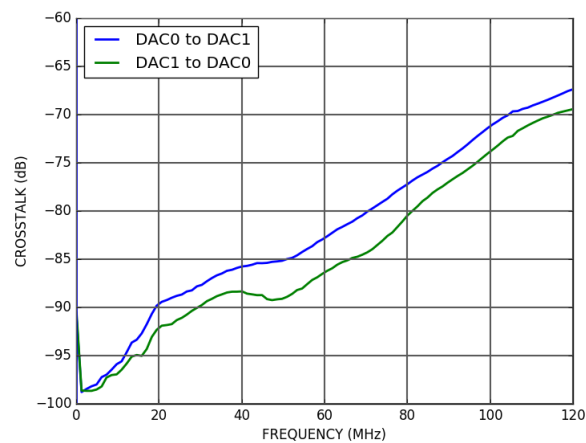
Crosstalk

The crosstalk between the 2 ADC channels was characterized with the following [script](#). The crosstalk is under -95 dB up to 120 MHz.



ALPHA250 ADC crosstalk

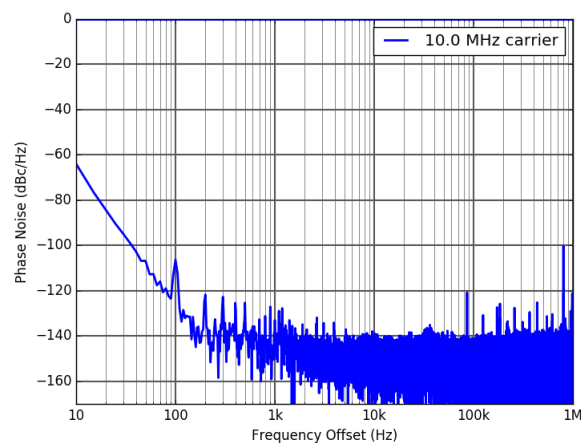
The crosstalk between the two DAC channels is shown below:



ALPHA250 ALPHA250 DAC crosstalk

Phase Noise

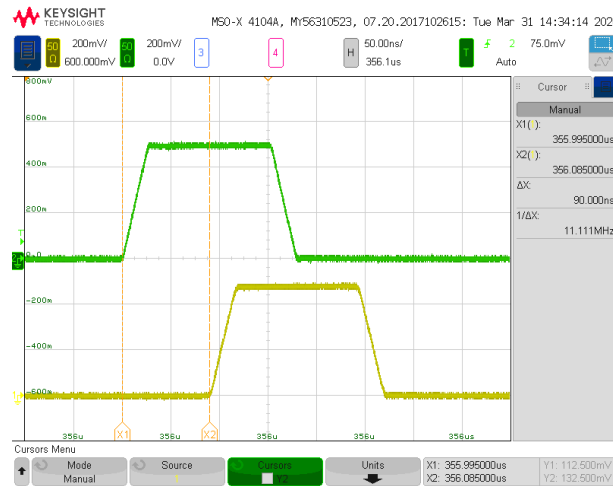
The phase noise of a 10 MHz OCXO reference clock (from Textronix MCA 3027) against the internal TCXO was measured with the [Phase Noise Analyzer](#) reference design:



ALPHA250 phase noise

Input to output latency

Using the [loopback](#) reference design, we observe the delay between a pulse in input (green) and the reproduced pulse at the output (yellow) for the ALPHA250 - 2 ADC, 2 DAC version:

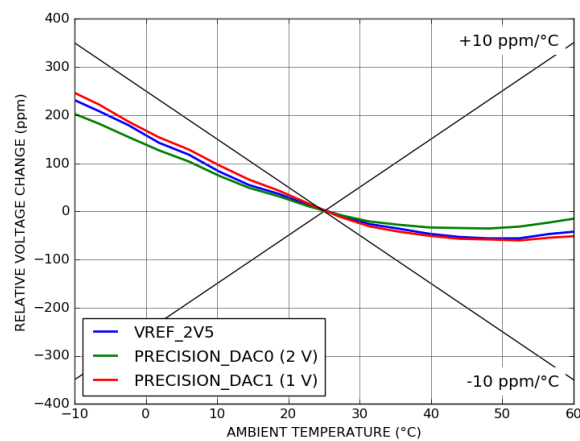


ALPHA250 input to output latency

Loopback latency is 90 ns, corresponding to a $\pi/4$ phase shift at 1.4 MHz.

Precision converters

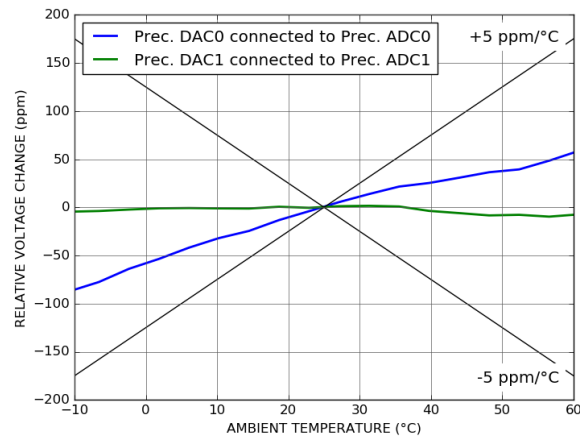
Temperature stability of voltage reference and precision DAC



ALPHA250 voltage reference and precision DAC temperature stability

Temperature stability of precision DAC measured by precision ADC

DAC output voltage is set to 1 V on channels 0 and 1. Precision DAC output is connected to precision ADC input.



ALPHA250 precision DAC temperature stability measured by precision ADC

Since the voltage references of the precision DAC and the precision ADC are derived from the same voltage reference, the above measurement realizes a **ratiometric measurement** which rejects voltage reference drifts. Note that the 2.5 V reference available on the expansion connector can also be used for ratiometric measurement.

Ordering codes

PRODUCT NUMBER	ATTRIBUTE
ALPHA250	RF front end 2 ADC, 2 DAC
ALPHA250-4	RF front end 4 ADC
ALPHA250-BP	RF front end 2 ADC, 2 DAC / Mounted baseplate
ALPHA250-4-BP	RF front end 4 ADC / Mounted baseplate