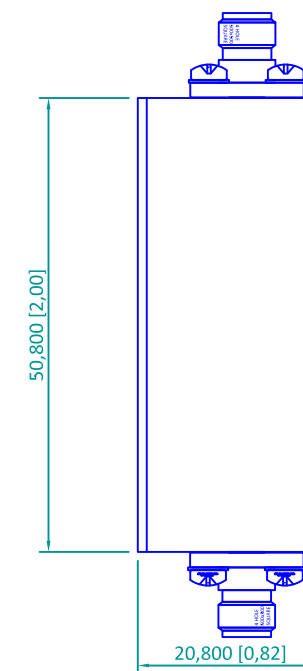

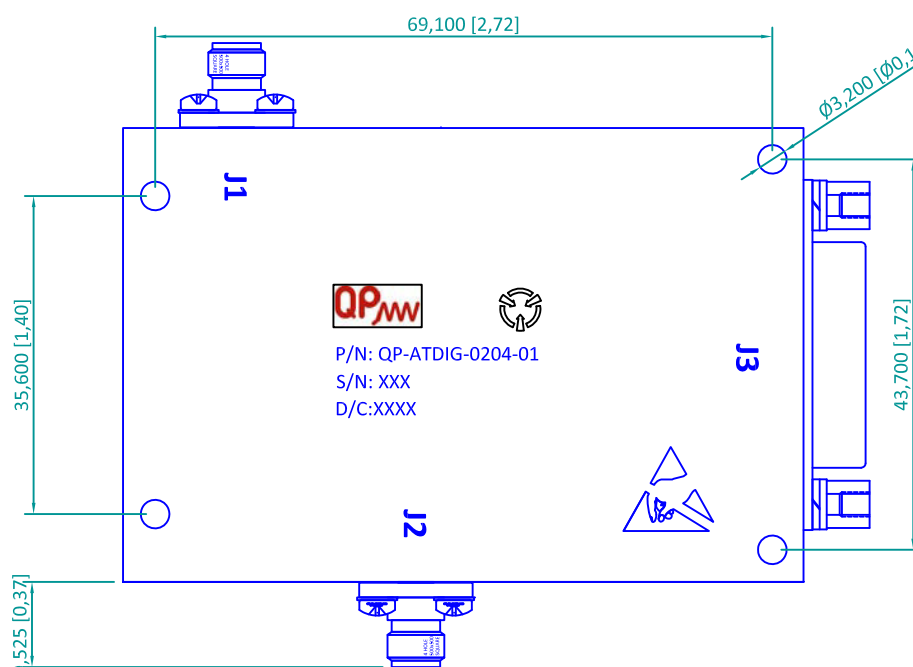
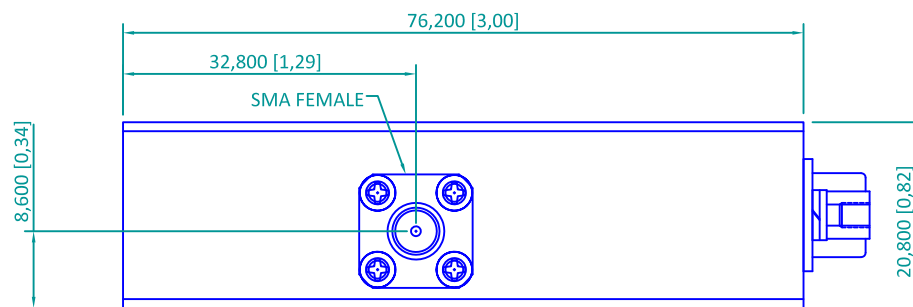
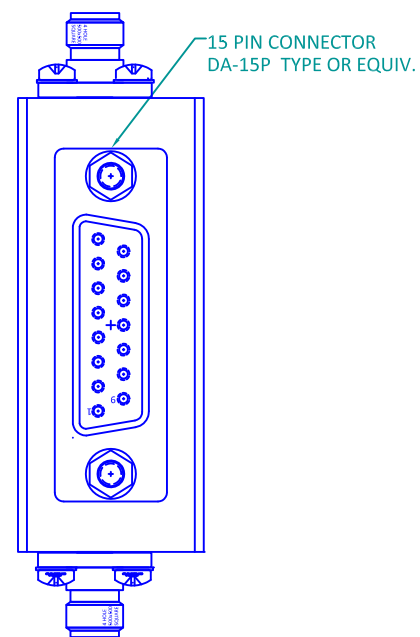


**ALL DIMENSIONS SHOWN
ARE IN mm (inch)**



ELECTRICAL SPECIFICATIONS:

FREQUENCY RANGE: 2 -4 GHz
 ATTENUATION RANGE: 64 dB
 ATTENUATION WORD: 11 BITS (**)
 ATTENUATION STEP: 0,03125 dB
 ATTENUATION FLATNESS: ±1,6dB FROM 0 TO 64 dB
 ATTENUATION ACCURACY: ±1,0dB FROM 0 TO 64 dB
 TEMP. DRIFT: (-20°C TO 70 °C) ±0,75dB FROM 0 TO 64 dB
 MONOTONICITY: YES
 INSERTION LOSS: 1,6 dB MAX.
 VSWR: 1,6:1 MAX.
 SWITCHING TIME: ON 500 ns MAX. / OFF 250 ns MAX.
 RISE 150 ns MAX. / FALL 100 ns MAX.
 No RF Overshooting during Switching
 Optimized to minimize glitches during intermediary stages.
 POWER HANDLING CAPACITY: +20 dBm CW or PEAK MAX.

LOGIC "0" (BIT OFF): -0.3 TO +0.8 V
 LOGIC "1" (BIT ON): +2.0 TO +5.0 V
 POWER SUPPLY REQUIREMENTS: +12 to +15V, 90 mA
 -12 to -15V, 20 mA
 POWER SUPPLY REJECTION: Less than 0,1 dB/volt change in either supply.
 CONNECTORS: J1, J2 - SMA FEMALE, STAINLESS STEEL
 J3 - DA-15P TYPE OR EQUIV.; YELLOW CHROMATE OVER NICKEL
 J3 PIN FUNCTIONS: #1- 0.06 dB #9- 4 dB
 #2- 0.13 dB #10- 8 dB
 #3- Strobe Latch(*) #11- 16 dB
 #4- GND #12- 32 dB
 #5- 0.25 dB #13- +12 to +15 V
 #6- 0.5 dB #14- -12 to -15 V
 #7- 1 dB #15- 0.03 dB
 #8- 2 dB

(*)Strobe latch for data input, Attenuator responds to data input when logic "0" is applied. Attenuator latched to data input when logic "1" is applied.
 (**)For 8-bit Operation Pins:1, 2 & 15 should be connected to ground.
 FINISH: NICKEL PLATING

ENVIRONMENTAL RATINGS

- TEMPERATURE: -40°C TO +85°C (OPERATING)
 -55°C TO +125°C (STORAGE)
 - HUMIDITY: MIL-STD-202G, METHOD 103B COND. B
 - SHOCK: MIL-STD-202G, METHOD 213B COND. B
 - VIBRATION: MIL-STD-202G, METHOD 204D COND. B
 - ALTITUDE: MIL-STD-202G, METHOD 105C COND. B
 - TEMP. SHOCK: MIL-STD-202G, METHOD 107G COND. A



NOTE: The above specifications are subject to change or revision. Specifications are at 25°C unless stated otherwise

 QP microWAVE CÔLQUIDE 6 28231 LAS ROZAS MADRID, SPAIN	APPROVALS	DATE	SIGNED	DESCRIPTION: DIGITAL ATTENUATOR 2 - 4 GHZ	REV.:	SHEET:
	DRAW	13/06/13	AGI	CODE: QP-ATDIG-0204-01	000	1 DE 1
	CHECKED	13/06/13	AGM			
	APROBADO					